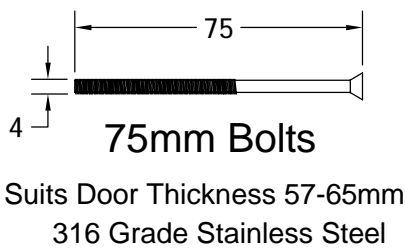
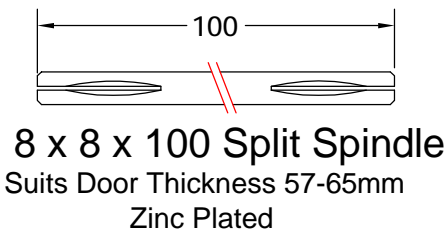
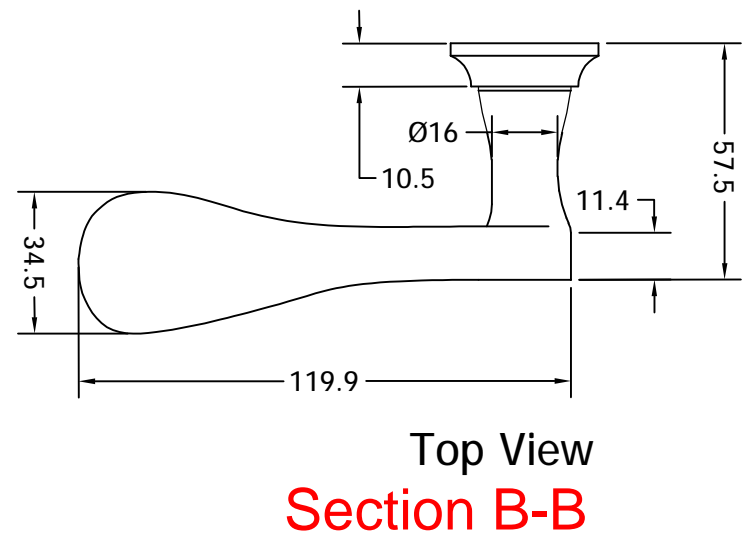
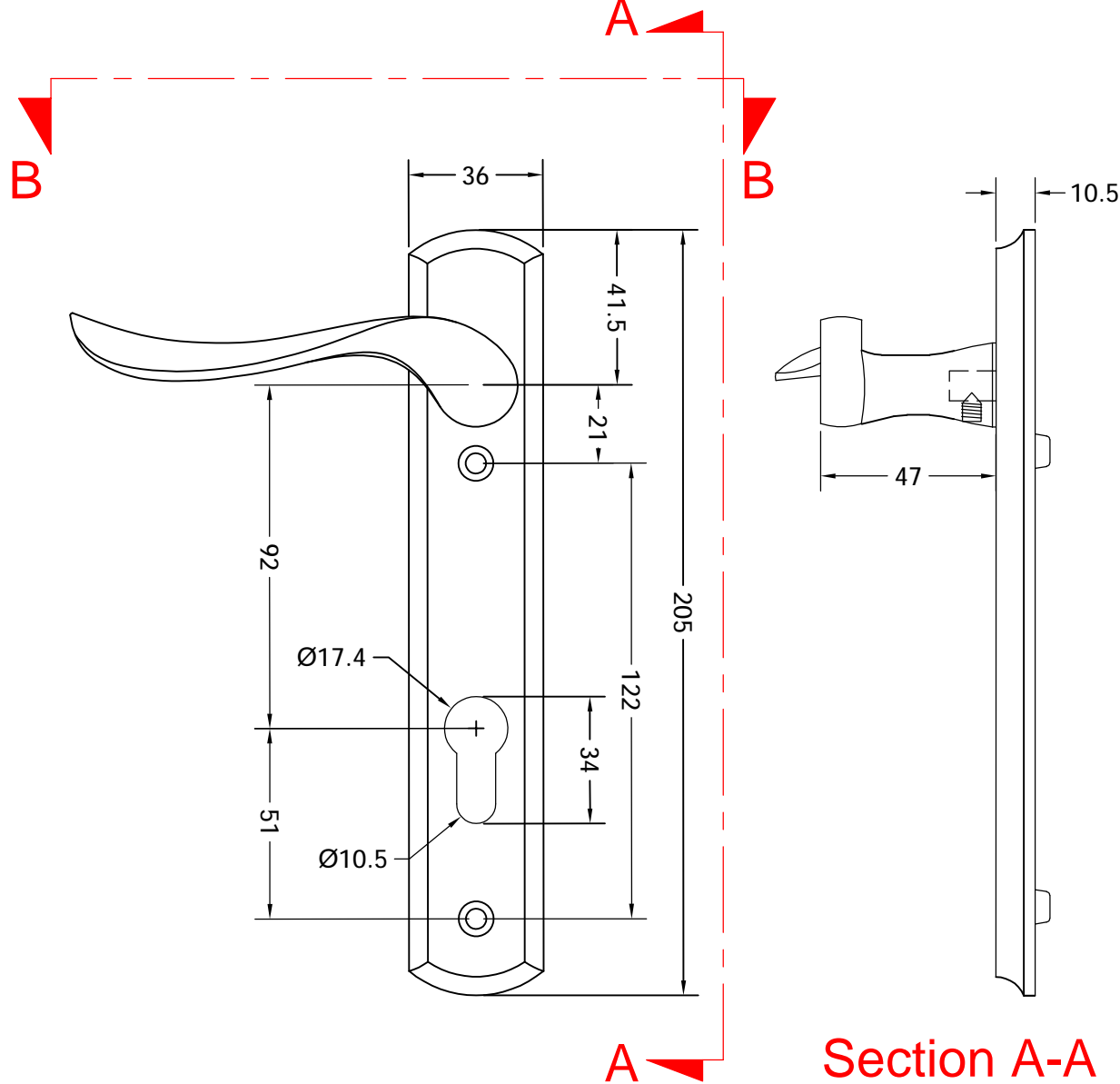
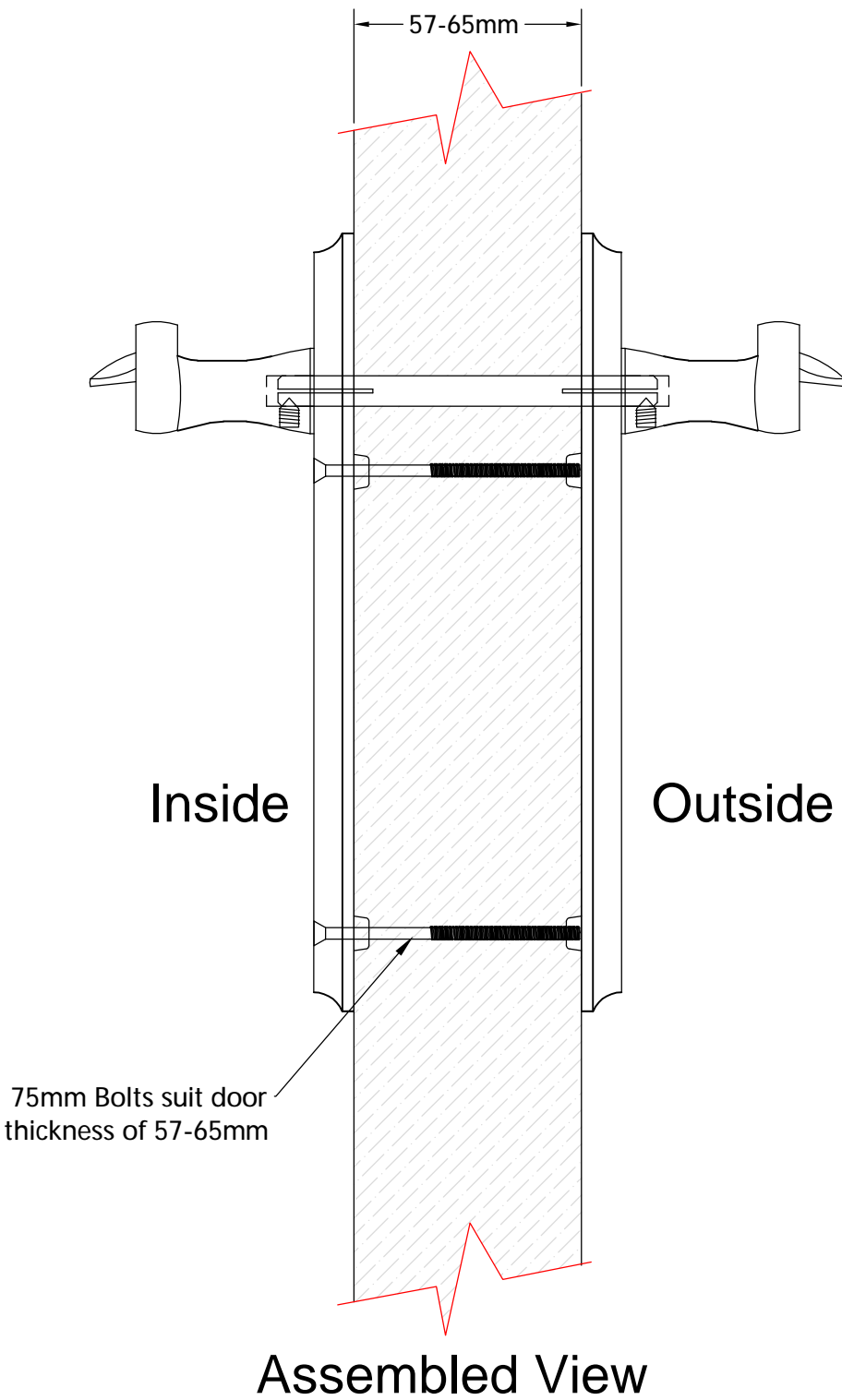


While every attempt has been made to ensure the accuracy and completeness of the information in this document some typographical or technical errors may exist. Blu Performance cannot accept responsibility for customers' losses resulting from the use of this document. Please also note that this drawing / design is subject to change without prior notice in accordance with our policy of continual product development. This drawing / design contains proprietary information that is protected by copyright and is property of Blu Performance. Blu Performance is at the leading edge in joinery hardware, customer care and quality are at the core of everything we do, you can be confident that a call to Blu will be the only call you need for all your joinery hardware needs.

### Revision History

Revision	Description	Drawn By	Date	Approved By
B	Changed spindle length & bolts to suit 58mm thick doors as standard	Phil Walklett	19/07/2018	PW / BD
C	Altered spindle length to 90mm	Phil Walklett	26/09/2016	PW / BD
D	Changed to suit doors of 60 & 68mm in thickness	Phil Walklett	16/11/2016	PW / BD
E	Removed 80mm Screws, just leave the 70mm screws	Phil Walklett	02/12/2016	PW / BD
F	Updated Screws to 75mm, Spindle to 90mm, Added Notes	Phil Walklett	10/05/2017	PW / BD
G	Updates spindle Length to 100mm	Phil Walklett	05/06/2017	PW / BD

Internal handle shown, external handle opposite hand.



#### WHATS INCLUDED IN THE BOX

QTY	DESCRIPTION
1	INTERNAL DOOR HANDLE
1	EXTERNAL DOOR HANDLE
2	75m FIXING BOLTS
1	8 x 8 x 100mm SPINDLE
1	3mm ALLEN KEY

**blu** Performance  
Global House  
Bojea Industrial Estate  
Trethowel, St Austell  
Cornwall, PL25 5RJ  
t | 01726 871025 f | 01726 871731  
e | sales@blu-performance.com  
w | www.blu-performance.com

Customer Reference:

**blu Performance**

Drawing Title:  
**Regent LH Multipoint Handle Set**  
**Left Hand - 316 Satin Stainless Steel**

Product Range / Project Reference

**REG090-LH**

Other Information: Suits Door Thicknesses of 57-65mm.

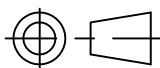
Date Drawn: 05/06/2017

Drawn By: Phil Walklett

Drawing Number:  
**BP-REG090-LH.dwg**

Revision:  
**G**

THIRD ANGLE PROJECTION



This drawing and specification are the property of Coastal Group, they are issued in strict confidence and shall not be reproduced, copied or used without written permission.

Scale: NONE

Sheet: 1 of 1