



COASTAL

Shaping the future.

BLU™

*316 Marine Grade
Stainless Steel*

Book Edition B.11

SUITED HARDWARE FOR
ALUMINIUM, COMPOSITE &
TIMBER DOORS & WINDOWS



Our Sense of Purpose

The shape of things to come

Perfect
Fit
Guaranteed

The basis for our
decision making.

Superior
Standards
Always

The principle behind
our actions.

Ultimate
Lasting
Performance

The status we want
to achieve.

Born on the rugged shores of Cornwall back in 2003, but opening doors and windows globally, Coastal Group is a family owned business which specialises in the design and manufacture of precision-made hardware solutions for external doors and windows.

We continuously innovate in the design and manufacture of every piece to ensure it enhances the look and improves the performance and durability of the doors and windows they're fitted to.

Consistently. Every time.

Loren Jenner

Managing Director, Coastal Group



BLU™ - Your Benefits

DESIGN

Designed to enhance the aesthetics and performance of your external doors and windows and set them apart from your competition.

INNOVATION

We're constantly looking at ways to improve the product offering and performance and create new solutions to meet your needs.

DURABILITY / LONGEVITY

The BLU product range is made from 316 Marine Grade Stainless Steel as standard. Helping resist long term corrosion and keeping your doors and windows looking better for longer.

SUPER-SATIN FINISH

We include an additional finishing process during manufacture to create a consistent 'super-satin' finish and quality feel.

COMPREHENSIVE RANGE

A full suited range of quality hardware across your doors and windows.

VALUE FOR MONEY

Excellent lifetime value, providing you with quality you can afford.

LIFETIME GUARANTEE

Guaranteed to last as long as the door or window the hardware is fitted to. Providing peace of mind for you and the homeowner.

The BLU™ brand range is owned, manufactured and sold by:



COASTAL

Shaping the future.

www.coastal-group.com





HOW WE CAN HELP YOU

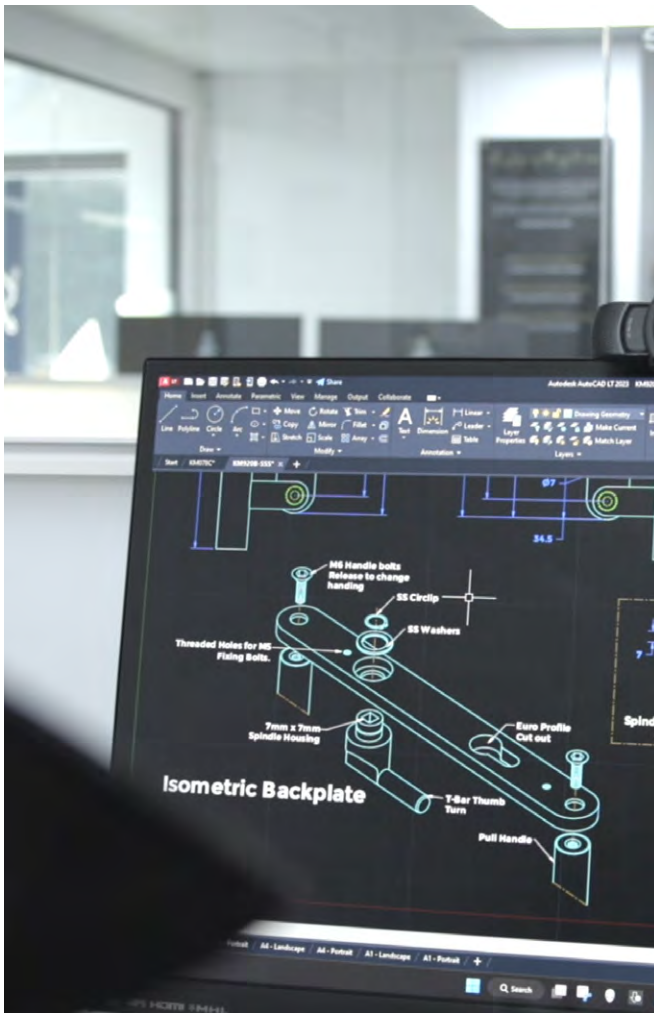


Bespoke Solutions

Looking to source the right door or window product to fulfil your need, or one which meets your high performance standards? We're versatile and tailor our way of working to suit your individual needs.

Through combining our skills and capabilities we work with many large system houses, high-end joinery manufacturers, fabricators and architects to provide tailored products and solutions, like we can for you, as and when needed.

We're clear and focus on your priorities, and always aim to deliver the best possible solutions in the easiest possible way. How? By focussing not just on 'doing good', but also on 'feeling good' and caring about what you want, delivering it in the most appealing way.



Design and Development

We're constantly scouring the marketplace for new consumer trends, end-user needs and technological advances, as well as keeping up to date with the latest regulations. Where existing door and window hardware and designs have become outdated or no longer meet changing customer needs we work to provide you solutions.

Through perpetual innovation our Research and Development Team are always working to move the door and window industry, and your business, forward by being ahead of the curve in terms of materials, products, fixtures and finishes.

Long-term value is what we design, develop and deliver to you.

Next Day Delivery

Great Service and Fast Delivery are as important to you as they are to us and we continue to invest to provide you with an industry-beating service. Our new Distribution Centres and Warehouse Management System have enabled us to increase and improve our stockholding and our 'On Time In Full' delivery service.

All of our core product range is held in stock for fast delivery. All stock item orders placed before 3pm are dispatched the same day and are usually delivered the next working day. If required, your delivery can be sent straight to site or an alternative location, e.g. to your client.





In-house Design and Build - Delivering You Quality

We're fanatical about ensuring our door and window hardware provides ultimate lasting performance. To ensure we deliver you hardware which lives up to our brand values, and doesn't let your brand down, we retain control of each step of the process - from design, to sourcing quality components from around the globe and build of the product.

Our range of door and window hardware designed and built in-house in the UK from components manufactured by specialists around the globe continues to grow - providing you with peace of mind that you're purchasing quality hardware from a stable supply chain.

DESIGNED IN THE UK





Some examples of BLU™ products built in-house

Shown here are the Regent Door & Window Handle Range and the LP400 Letter Plate Range going through assembly and final quality checks.

These are designed and built by our in-house teams using components manufactured for us by specialists from around the globe.

Once passed and approved they're packaged up and our 'Quality Seal' is applied, ready for delivery.

Ensuring you receive the high quality products your doors and windows deserve.



The People Behind the Brand



Our team of hardware specialists are here to help and provide you with the best solution for your project.

As a customer said *"Coastal actually care, they know what they're talking about and can give you advice".*



COASTAL

Shaping the future.

Talk to us:

CUSTOMER SERVICES TEAM

Contact the Customer Services Team for placing orders or any technical queries on sales@coastal-group.com or 01726 871 025.

SALES TEAM

Contact the Sales Team to arrange Face-to-Face visits or Video Calls on sales@coastal-group.com or 01726 871 025.

FINANCE TEAM

Contact the Finance Team for accounts queries on accounts@coastal-group.com or 01726 871 732.

For your ongoing support

Visit our New Brand Centre

Looking to develop new door or window ranges? Like to see and feel the quality of our product? Or have a bespoke hardware requirement you'd like to discuss?

Visit us in our new Brand Centre where we have a whole range of door and window hardware and production models on display for you to try for yourself.



BRAND CENTRE

The difference between 202, 304 & 316 Grade Stainless Steel

Element %	202 Grade	304 Grade	316 Grade	Implications
Carbon	0.15	0.08	0.08	Increases the corrosion resistance
Silicon	1.00	1.00	1.00	–
Manganese	7.5 to 10.0	2.00	2.00	Affects the magnetic characteristic and hardness of Iron
Phosphorous	0.06	0.045	0.045	–
Sulphur	0.03	0.03	0.03	–
Chromium	17.0 to 19.0	18.0 to 20.0	16.0 to 18.0	Addition of 12% forms stainless steel from ordinary steel. Removes the corrosive effect of Carbon. Forms a passive film which prevents oxidation and consequent corrosion.
Molybdenum (MOLY)	NIL	NIL	2 to 3	Molybdenum increases the corrosion resistance. It has a superior tensile strength at high temperature as compared to 304 Grade Steel. This element can resist major chemical reaction and thus is a very costly element.
Nickel	4 to 6	8.0 to 10.5	10.0 to 14.0	Nickel provides corrosion resistance, increases strength at both high and low temperature, increases toughness at low temperature and lowers the effects of work hardening. A higher percentage nickel content makes the steel a superior quality.

The table above presents the main elements (forming the chemical compositions) of 316 Marine Grade Stainless Steel compared to other cheaper grade steel such 304 or 202.



The benefits of 316 Stainless Steel

Where corrosion levels are high, such as coastal environments and in acidic timber, commonly used metals such as zinc and 304 stainless steel are not able to stand up to the elements and corrosion can quickly start.

However there are many corrosive elements in the atmosphere wherever your doors and windows are, situated on the coast or in a city.

316 Marine Grade Stainless Steel is stronger and has higher levels of corrosion resistance than 304 Stainless Steel. That is why we use 316 Marine Grade Stainless Steel as standard on all BLU™ products.

So wherever your doors and windows are installed, by fitting BLU™ hardware you can have peace of mind your hardware will last at least as long as your doors and windows.



Our Finishes

Our range has been carefully developed and refined over many years to bring you a wide selection of product finishes which meet market demands for both classic and contemporary styles.

One of the unique features of our BLU range is its anti-corrosive properties and, with a little love, care and maintenance, our hardware range will last for many years to come. BLU Hardware is designed to last in both internal and external applications.



Satin Stainless Steel **SSS**

Raw 316 Marine Grade Stainless Steel with an extra fine finishing processes applied to give it our unique 'super-satin' silky finish.

Suits classic styles just as much as the modern contemporary look.



Polished Stainless Steel **PSS**

Raw 316 Marine Grade Stainless Steel polished to perfection to ensure a stunning mirror smooth reflective finish.

Typically used on classic period designs.



PVD Stainless Satin Brass **PSB**

Our 316 Marine Grade Satin Stainless Steel with a PVD Brass coating applied to it to give a warm matt finish which looks equally at home with classic or contemporary styles.

The PVD (Physical Vapour Deposition) coating provides an additional extremely hardwearing protective layer to the hardware and is also designed to help prevent discolouration.



PVD Stainless Polished Brass **PPB**

Our 316 Marine Grade Polished Stainless Steel with a PVD Brass coating applied to it to give a warm polished to perfection finish which is synonymous with classic period styles.

The PVD (Physical Vapour Deposition) coating provides an additional extremely hardwearing protective layer to the hardware and is also designed to help prevent discolouration.



PVD Stainless Satin Black **PBK**


Our 316 Marine Grade Satin Stainless Steel with a PVD Black coating applied to it to give a distinctive matt finish providing excellent aesthetics for both contemporary and traditional styles.

The PVD (Physical Vapour Deposition) coating provides an additional extremely hardwearing protective layer to the hardware.



Matt Smooth Black **MSB**

316 Marine Grade Satin Stainless Steel with a Matt Smooth Black coating applied to it for a look which works well for both traditional and contemporary styles.



Oil Rubbed Bronze **ORB**

316 Marine Grade Satin Stainless Steel with an Oil Rubbed Bronze coating applied to it to provide a deep, warm matt look.



White **WH**

316 Marine Grade Satin Stainless Steel with a Matt Smooth White coating applied to it providing that clean contemporary look.

Contents

DOOR PRODUCTS

Pull Handle Range	14-25
Pull Handle Fixing Method	24
BLU-e Biometric Pull Handle	26-27
Lever Door Handle Range	28-37
Door Handle Handing Method	39
Patio Slide Door Handles	40-43
Straight Slide Door Handles	44-54
Lift and Slide Door Handles	55-57
Bi-Fold Door Hardware	58-61
Cylinder Pulls	62-67
Escutcheons	68-71
Letter Plates	72-74
Door Knobs	75-77
Door Knockers	78-80
Numerals and Letters	81
Flush Pulls	82
Door Hinges	83-88

WINDOW PRODUCTS

Window Hinges	89-92
Window Handles	93-98
Casement Window Stay	99
Fanlight Catch	99
Casement Window Handing	101

INSPIRATION AND ADVICE

Product Care and Maintenance	102-105
Stainless Steel Renovation Kit	103
Marketing Resources	107
Inspiration Gallery	108-113
Other products you might be interested in	114-115

All the information contained in this manual was correct at the time of printing. Should you require confirmation of any information prior to manufacture of your products, please contact us using the details below for up to date information, product specification and availability.

*Detailed CAD drawings can be obtained from our website - coastal-group.com
We reserve the right to amend any information without prior notice.*

Coastal Group

Coastal Specialist Ironmongery Limited
Global House, Bojea Industrial Estate, Trethowel
St Austell, Cornwall, PL25 5RJ, UK
T 01726 871 025 | F 01726 871 731 | E sales@coastal-group.com

Company No. 6770364 | VAT No. 807 4776 07
© Coastal Specialist Ironmongery Limited 2023



Pull Handle Range

- Manufactured from 316 Marine Grade Stainless Steel.
- Heavy duty 1.5mm wall thickness for a superior feel.
- Brass bush ferrules for enhanced durability of fixing.
- Back-to-back, bolt, or secret fix options.
- Designed with no middle stem to avoid conflict with locking mechanism.
- Unique 'super-satin' finish.



Why Fit BLU™ 316 Marine Grade Stainless Steel Pull Handles

Handle Finishing Process

- Extra finishing process provides a smooth, super-satin finish.
- Gives the handle a better quality look, and the smoother finish reduces the potential of tea-staining.

Finishing of Handle Ends

- CNC Machined.
- Gives a 'precision engineered' consistent look.

Fixing of Stems to Door

- Brass bush fixing ferrules to prevent handles from coming loose.

Stem to Handle Detail


- 'Precision engineered' stem ends to ensure an accurate joint between stem and handle.
- Robotic welding ensures a strong joint.
- Stainless steel connecting bolts are used to ensure no corrosion issues or rust leakage.

Tensile Strength of Handle

- This will help ensure handle doesn't bend over time with opening & shutting door - especially noticeable on handles over 1200mm long and when used on slam-shut doors.

Corrosion Resistance

- The handle is made from 316 Marine Grade Stainless Steel to give the best resistance to corrosion.





HAB2

Inline Round 'T' Bar Pull Handle

- 32mm diameter round bar.
- Inline stems.
- PBK black finish has been successfully salt spray tested to 1000 hours, test: ASTM B117-2019.

PART NUMBER	PRODUCT DESCRIPTION	FINISH	UNITS
HAB2-400-UF-SSS	400mm 'T' bar, universal fixing	SSS	Each
HAB2-600-UF-SSS	600mm 'T' bar, universal fixing	SSS	Each
HAB2-600-UF-PBK	600mm, 'T' bar, universal fixing	PBK	Each
HAB2-900-UF-SSS	900mm 'T' bar, universal fixing	SSS	Each
HAB2-900-UF-PBK	900mm, 'T' bar, universal fixing	PBK	Each
HAB2-1200-UF-SSS	1200mm 'T' bar, universal fixing)	SSS	Each
HAB2-1500-UF-SSS	1500mm, 'T' bar, universal fixing	SSS	Each
HAB2-1800-UF-SSS	1800mm, 'T' bar, universal fixing	SSS	Each

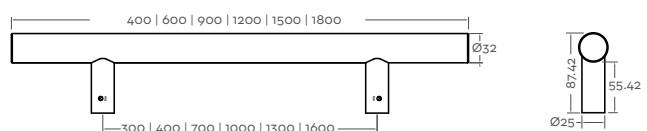
Pull handles are supplied as single units.

Remember when ordering your Pull Handles to also order the correct fixing pack required, and for back to back applications to order two handles. Please see page 26 for fixing options.



Side Profile

Top Profile



Visit www.coastal-group.com for CAD drawings

HAB6

Offset Round 'T' Bar Pull Handle

- 32mm diameter round bar.
- Offset stems.
- PBK black finish has been successfully salt spray tested to 1000 hours, test: ASTM B117-2019.


PART NUMBER	PRODUCT DESCRIPTION	FINISH	UNITS
HAB6-545-UF-SSS	545mm Offset round, universal fixing	SSS	Each
HAB6-600-UF-SSS	600mm Offset round, universal fixing	SSS	Each
HAB6-900-UF-SSS	900mm Offset round, universal fixing	SSS	Each
HAB6-900-UF-PBK	900mm, Offset round, universal fixing	PBK	Each
HAB6-1200-UF-SSS	1200mm Offset round, universal fixing	SSS	Each
HAB6-1500-UF-SSS	1500mm Offset round, universal fixing	SSS	Each
HAB6-1800-UF-SSS	1800mm, Offset round, universal fixing	SSS	Each

Pull handles are supplied as single units.

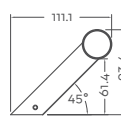
Remember when ordering your Pull Handles to also order the correct fixing pack required, and for back to back applications to order two handles. Please see page 26 for fixing options.



Side Profile



Top Profile



Visit www.coastal-group.com for CAD drawings





HAB15


Inline Rectangular 'T' Bar Pull Handle

- 40 x 20mm Rectangular Bar.
- Inline stems.
- PBK black finish has been successfully salt spray tested to 1000 hours, test: ASTM B117-2019.

PART NUMBER	PRODUCT DESCRIPTION	FINISH	UNITS
HAB15-400-UF-SSS	1500mm Rectangular 'T'bar, universal fixing	SSS	Each
HAB15-900-UF-SSS	900mm Rectangular 'T' bar,universal fixing	SSS	Each
HAB15-900-UF-PBK	900mm Rectangular 'T' bar, universal fixing	PBK	Each
HAB15-1200-UF-SSS	1200mm Rectangular 'T' bar, universal fixing	SSS	Each
HAB15-1500-UF-SSS	1500mm Rectangular 'T' bar, universal fixing	SSS	Each
HAB15-1800-UF-SSS	1800mm Rectangular 'T' bar, universal fixing	SSS	Each

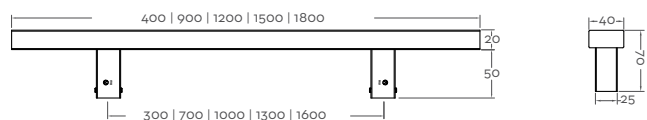
Pull handles are supplied as single units.

Remember when ordering your Pull Handles to also order the correct fixing pack required, and for back to back applications to order two handles. Please see page 26 for fixing options.



Side Profile

Top Profile



Visit www.coastal-group.com for CAD drawings

HAB7

Offset Rectangular 'T' Bar Pull Handle

- 40 x 20mm Rectangular Bar.
- Offset stems.

PART NUMBER	PRODUCT DESCRIPTION	FINISH	UNITS
HAB7-1200-UF-SSS	1200mm Offset rectangular, universal fixing	SSS	Each

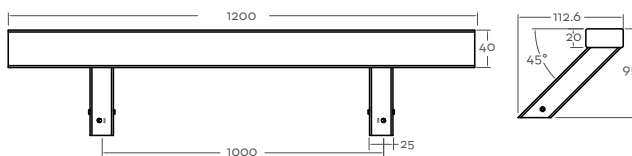
Pull handles are supplied as single units.

Remember when ordering your Pull Handles to also order the correct fixing pack required, and for back to back applications to order two handles. Please see page 26 for fixing options.



Side Profile

Top Profile



Visit www.coastal-group.com for CAD drawings



HAB4


Square Mitre Pull Handle

- 30 x 30mm Square Bar.
- Inline stems.

PART NUMBER	PRODUCT DESCRIPTION	FINISH	UNITS
HAB4-900-UF-SSS	900mm, Square mitre, universal fix	SSS	Each
HAB4-1200-UF-SSS	1200mm Square mitre, universal fix	SSS	Each

Pull handles are supplied as single units.

Remember when ordering your Pull Handles to also order the correct fixing pack required, and for back to back applications to order two handles. Please see page 26 for fixing options.



Side Profile

Top Profile



Visit www.coastal-group.com for CAD drawings

HAB9

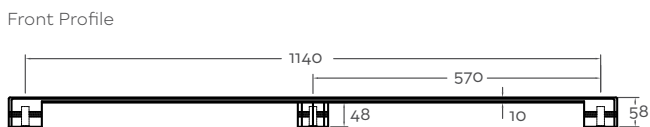
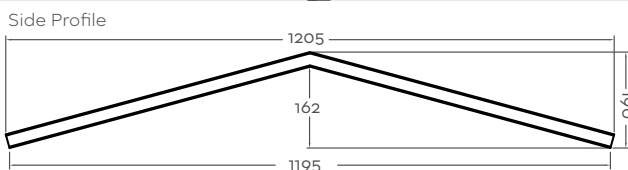
'V' Style Pull Handle

- 30 x 10mm 'V' Shape Flat Bar.
- Inline stems.
- Solid 316 Stainless Steel.

PART NUMBER	PRODUCT DESCRIPTION	FINISH	UNITS
HAB9-1200-UF-SSS	1200mm Flat 'V' bar, universal fixing	SSS	Each

Pull handles are supplied as single units.

Remember when ordering your Pull Handles to also order the correct fixing pack required, and for back to back applications to order two handles. Please see page 26 for fixing options.



Visit www.coastal-group.com for CAD drawings





HAB8


Bow Pull Handle

- 32mm Diameter Round Bar Bow Shape.

PART NUMBER	PRODUCT DESCRIPTION	FINISH	UNITS
HAB8-600-UF-SSS	600mm Bow, universal fixing	SSS	Each

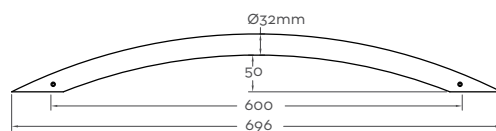
Pull handles are supplied as single units.

Remember when ordering your Pull Handles to also order the correct fixing pack required, and for back to back applications to order two handles. Please see page 26 for fixing options.



Side Profile

Top Profile



Visit www.coastal-group.com for CAD drawings

HAB20

'D' Style Commercial Pull Handle

- 32mm 'D' Shape Round Bar.
- Suitable for commercial applications.

PART NUMBER	PRODUCT DESCRIPTION	FINISH	UNITS
HAB20-300-UF-SSS	332mm X 32mm 'D' Commercial, universal fixing	SSS	Each

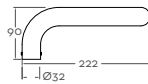
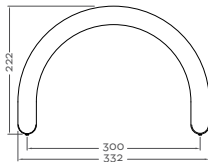
Pull handles are supplied as single units.

Remember when ordering your Pull Handles to also order the correct fixing pack required, and for back to back applications to order two handles. Please see page 26 for fixing options.



Front Profile

Top Profile



HAB21


Offset 'D' Commercial Pull Handle

- 32mm Diameter 'D' Shape Round Bar.
- Offset stems.
- Suitable for commercial applications.

PART NUMBER	PRODUCT DESCRIPTION	FINISH	UNITS
HAB21-300-UF-SSS	300mm Offset 'D', universal fixing	SSS	Each
HAB21-600-UF-SSS	600mm Offset 'D', universal fixing	SSS	Each

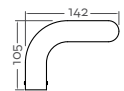
Pull handles are supplied as single units.

Remember when ordering your Pull Handles to also order the correct fixing pack required, and for back to back applications to order two handles. Please see page 26 for fixing options.



Side Profile

Top Profile



Visit www.coastal-group.com for CAD drawings

Ask about our range of Dormakaba 3 Star Euro Cylinders on sales@coastal-group.com or call 01726 871 025.

Keep the aesthetics of your door consistent using our suited range.



SE38
See page 71



KM045
See page 69



LP400
See page 72

Pull Handle Fixing Methods

Pull handles are supplied as single units.

Remember when ordering your Pull Handles to also order the correct fixing pack required, and for back to back applications to order two handles.


Back to Back



Secret Fix - Timber



Secret Fix - Aluminium



Bolt Fix





"We are very selective who we work with and go to great lengths to choose suppliers that match our own ethos for high standards in everything we do, as our reputation is only as good as the people we work with,"

"We were introduced to the BLU™ range of door hardware after we were let down by a supplier. Coastal were able to step in and deliver a great service and great product. We were impressed from the start as they not only got us out of a potential hole but were happy to go the extra mile for us.

From a product perspective you are looking at high quality with the BLU™ range – the marine grade stainless steel is second to none both in terms of styling and performance."

Composite Door Manufacturer

BLU-e™

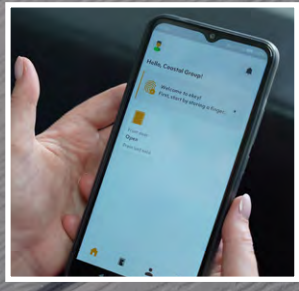
THE SMARTER WAY TO OPEN YOUR
ENTRANCE DOOR

All-in-one unit with ekey's dLine
Fingerprint Scanner built into our BLU™
Pull Handle.


Keyless entry system –
no more worry of being
locked out.

Unlock and Open your
door securely via:

- Fingerprint
- Alexa Voice Command
- Remotely via Bionyx - Ekey App



Scan QR code for more
information



BLU-e supplied as one package
making it simple to fit

You just need to additionally order your multipoint
lock, cylinder, escutcheon and whatever handle
type required on the inside of the door.



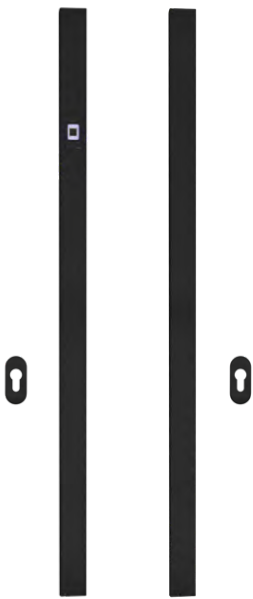
BLU-e™ Biometric Pull Handle

BLU™ HAB15 Inline Rectangular 'T' Bar Pull Handle with ekey dLine Biometric fingerprint scanner built in.

PART NUMBER	PRODUCT DESCRIPTION	FINISH	UNITS
BLU-E-HAB15-900-UF-SSS	HAB15-900-UF 316 Satin Stainless Steel Rectangular Pull Handle fitted with Ekey dLine Fingerprint Reader	SSS	Each
BLU-E-HAB15-900-UF-PBK	HAB15-900-UF 316 Satin Stainless Steel Rectangular Pull Handle fitted with Ekey dLine Fingerprint Reader	PBK	Each

BLU-e™ Door Handle Configuration


Decide whether you want Pull Handle inside and out, or Lever Handle on the inside and Pull Handle on the outside.



PULL/PULL HANDLE CONFIGURATION

YOU WILL NEED

- BLU-e™ Handle set x1
- HAB15 Pull Handle x1
- Back to Back Fixing Kit x1
- KM045 Escutcheon x2



PULL/LEVER HANDLE CONFIGURATION

YOU WILL NEED

- BLU-e™ Handle set x1
- *KM060 Lever Handle x1
- Bolt or Secret Fix Kit x1
- KM045 Escutcheon x1
- KM055 Escutcheon x1

*For other Lever Handle options available see pages 28 - 37.

You will also need either our ML3120 or ML480 Winkhaus AV3 Auto Lock along with BLU-e™



ML3120 for Contemporary Style (cylinder at waist height)



ML480R For Heritage Style (cylinder at shoulder height)

Can be supplied to work with other manufacturers' autolock, please contact us for details.

Euro Cylinder

We highly recommend fitting a Euro Thumb Turn Cylinder as an override in case of power failure. Visit coastal-group.com



Lever Door Handle Range

- Manufactured from 316 Marine Grade Stainless Steel.
- Ideal for use where corrosion levels are high such as coastal environments and with acidic timber.
- Part of a suited range of hardware.
- Suitable for use with multipoint door locks.
- Available in Classic and Contemporary styles.



REG090

Regent Lever Door Handle on Backplate



- Elegant lever door handle for multipoint lock.
- Unsprung lever action.
- Solid 316 Stainless Steel lever.
- PBK finish has been successfully salt spray tested to 1000 hours, test: ASTM B117-2019.




PART NUMBER	PRODUCT DESCRIPTION	FINISH	UNITS
REG090B-LH-SSS	Regent lever door handle on backplate	SSS	Pair
REG090B-RH-SSS		SSS	Pair
REG090B-LH-PSS		PSS	Pair
REG090B-RH-PSS		PSS	Pair
REG090B-LH-PSB		PSB	Pair
REG090B-RH-PSB		PSB	Pair
REG090B-LH-PPB		PPB	Pair
REG090B-RH-PPB		PPB	Pair
REG090B-LH-PBK		PBK	Pair
REG090B-RH-PBK		PBK	Pair
REG090B-LH-ORB*		ORB	Pair
REG090B-RH-ORB*		ORB	Pair

* ORB is a powder coated finish
For handing information, see page 39.

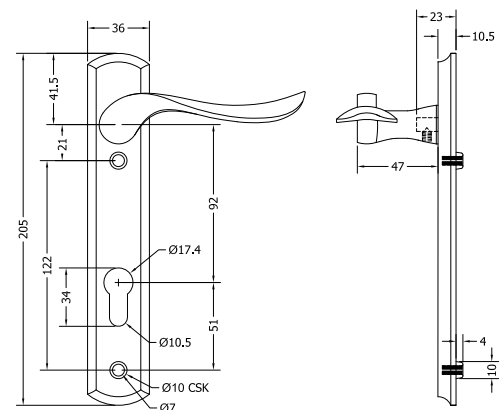


Suited Door Door Hardware shown

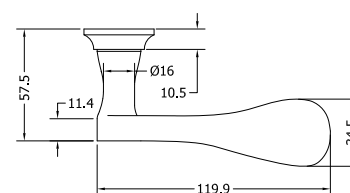


Front Profile

Side Profile



Top Profile



Visit www.coastal-group.com for CAD drawings

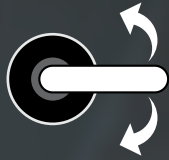
Suited window handle available.
See page 94 for details.



Opera Lever Door Handle

- Classic style lever door handle for multipoint lock.
- Solid 316 Stainless Steel lever.
- PBK black finish has been successfully salt spray tested to 1000 hours, test: ASTM B117-2019.

Dual Sprung Action



TBH095 Opera Lever Door Handle on Backplate

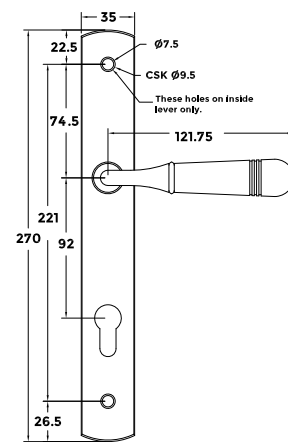
- High quality spring cassette ensures quality handle operation and prevents handle sag.

PART NUMBER	PRODUCT DESCRIPTION	FINISH	UNITS
TBH095-SSS*	Opera lever door handle on backplate	SSS	Pair
TBH095-PSB*		PSB	Pair
TBH095-PBK*		PBK	Pair

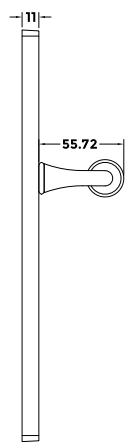
* Available from Q2 2023



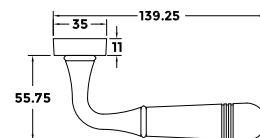
Front Profile



Side Profile



Top Profile



Visit www.coastal-group.com for CAD drawings

Suited window handle available. See page 95 for details.



TBH100

Opera Lever Door Handle on Round Rose

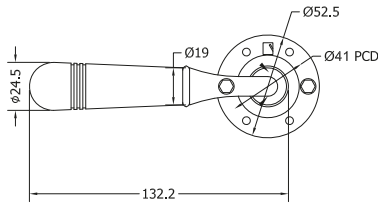


- Clip-on rose cover conceals fixings.
- Durability tested to BS EN 1906:2012, Durability Grade 7 - 200,000 cycles.

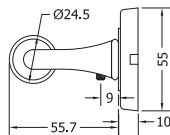
PART NUMBER	PRODUCT DESCRIPTION	FINISH	UNITS
TBH100B-SSS	Opera lever door handle on round rose	SSS	Pair
TBH100B-PSB		PSB	Pair
TBH100B-PBK		PBK	Pair



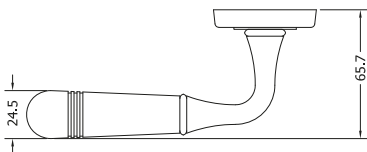
Front Profile




Side Profile



Top Profile



Visit www.coastal-group.com for CAD drawings




Keep the aesthetics of your door consistent using our suited range.



DKB200
See page 79



KM055
See page 69



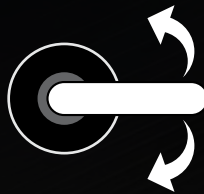
LP400
See page 72

Ergonomic Lever Door Handle

- Ergonomically designed lever door handle for multipoint lock.
- Clip-on cover conceals fixings.
- Solid 316 Stainless Steel lever.

Ergonomic grip for additional comfort

Dual Sprung Action



KM035 Ergonomic Lever Door Handle on Round Rose



- High quality spring mechanism ensures quality handle operation and prevents handle sag.
- Durability tested to BS EN 1906:2012, Durability Grade 7 - 200,000 cycles.

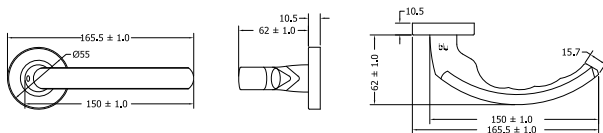
PART NUMBER	PRODUCT DESCRIPTION	FINISH	UNITS
KM035B-SSS	Ergonomic lever door handle on round rose	SSS	Pair



Front Profile

Side Profile

Top Profile



KM930 Ergonomic Lever Door Handle on Oval Rose

- High quality spring mechanism ensures quality handle operation and prevents handle sag.

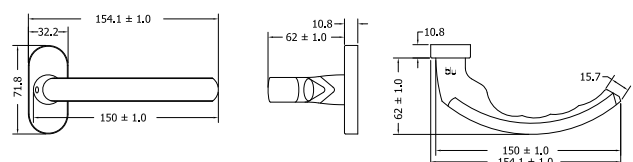
PART NUMBER	PRODUCT DESCRIPTION	FINISH	UNITS
KM930B-SSS	Ergonomic lever door handle on oval rose	SSS	Pair



Front Profile

Side Profile

Top Profile



Visit www.coastal-group.com for CAD drawings

KM130



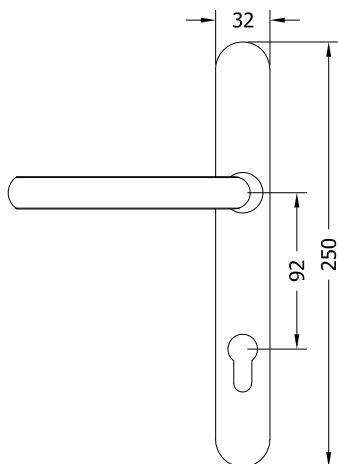
Ergonomic Lever Door Handle on Backplate

- High quality spring cassette ensures quality handle operation and prevents handle sag.
- Durability tested to BS EN 1906:2012, Durability Grade 7 - 300,000 cycles.

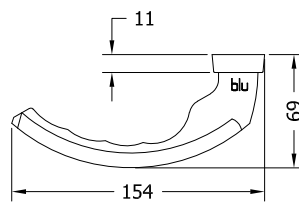
PART NUMBER	PRODUCT DESCRIPTION	FINISH	UNITS
KM130B-SSS	Ergonomic lever door handle on backplate	SSS	Pair



Front Profile



Top Profile



Visit www.coastal-group.com for CAD drawings



Mitre Lever Door Handle

- Contemporary design lever door handle for multipoint lock.
- Fixings concealed behind clip-on cover.
- Solid 316 Stainless Steel lever.
- PBK finish has been successfully salt spray tested to 1000 hours, test: ASTM B117-2019.



KM060

Mitre Lever Door Handle on Round Rose



- High quality spring mechanism ensures quality handle operation and prevents handle sag.
- Durability tested to BS EN 1906:2012, Durability Grade 7- 200,000 cycles.

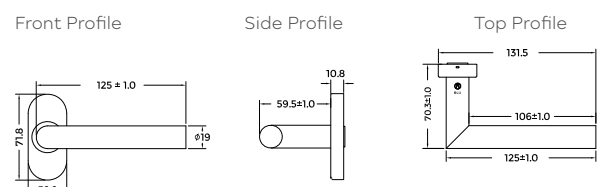
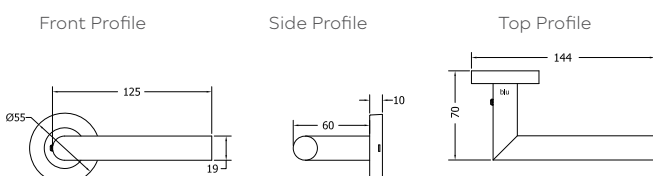
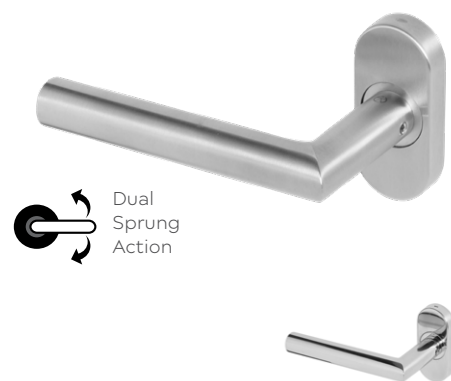

PART NUMBER	PRODUCT DESCRIPTION	FINISH	UNITS
KM060B-SSS	Mitre lever door handle on round rose	SSS	Pair
KM060B-PSS		PSS	Pair
KM060C-PSB		PSB	Pair
KM060C-PBK		PBK	Pair

KM960

Mitre Lever Door Handle on Oval Rose

- High quality spring mechanism ensures quality handle operation and prevents handle sag.

PART NUMBER	PRODUCT DESCRIPTION	FINISH	UNITS
KM960B-SSS	Mitre lever door handle on oval rose	SSS	Pair
KM960B-PSS		PSS	Pair



Visit www.coastal-group.com for CAD drawings



KM070S



KM070B



KM070 Mitre Lever Door Handle on Backplate (Unsprung)

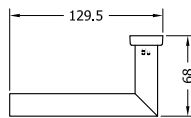
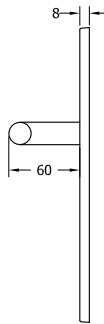
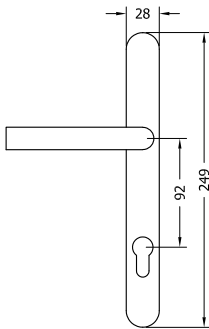
- Features a slimline backplate.

Available as a lever only with no euro profile cut-out on backplate (KM070S) or blank backplate only (KM070B).

Front Profile

Side Profile

Top Profile



PART NUMBER	PRODUCT DESCRIPTION	FINISH	UNITS
KM070-SSS	Mitre lever door handle on backplate - unsprung	SSS	Pair
KM070S-SSS	Lever on blank plate	SSS	Each
KM070CP-SSS	Blank backplate only	SSS	Each



Dual Sprung Action

KM078 Mitre Lever Door Handle on Backplate (Dual Sprung)

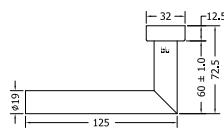
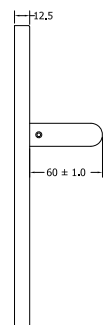
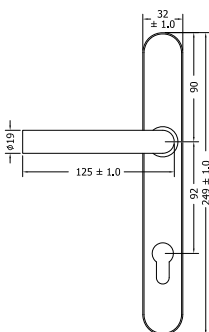


- High quality spring cassette ensures quality handle operation and prevents handle sag.
- Durability tested to BS EN 1906:2012, Durability Grade 7 - 300,000 cycles.

Front Profile

Side Profile

Top Profile



PART NUMBER	PRODUCT DESCRIPTION	FINISH	UNITS
KM078B-SSS	Mitre lever door handle on backplate - dual sprung	SSS	Pair
KM078B-PSS		PSS	Pair
KM078B-PBK		PBK	Pair

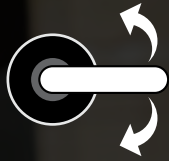
Suited window handle available. See page 96 - 97 for details.



'T' Bar Lever Door Handle

- T-Bar lever on rose provides a modern, contemporary lever door handle for multipoint lock.
- Clip-on cover conceals fixings.
- Solid 316 Stainless Steel lever.
- High quality spring mechanism ensures quality handle operation and prevents handle sag.

Dual Sprung Action



KM065

'T' Bar Lever Door Handle on Round Rose



- Durability tested to BS EN 1906:2012, Durability Grade 7 - 200,000 cycles.

PART NUMBER	PRODUCT DESCRIPTION	FINISH	UNITS
KM065C-SSS	T-Bar lever door handle on round rose	SSS	Pair



KM965

'T' Bar Lever Door Handle on Oval Rose

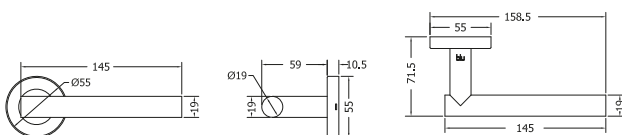
PART NUMBER	PRODUCT DESCRIPTION	FINISH	UNITS
KM965C-SSS	T-Bar lever door handle on oval rose	SSS	Pair



Front Profile

Side Profile

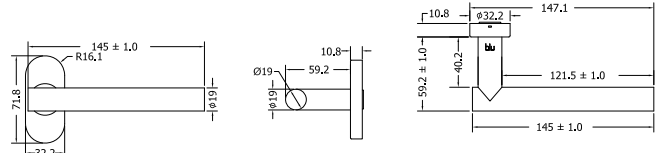
Top Profile



Front Profile

Side Profile

Top Profile



Visit www.coastal-group.com for CAD drawings



Wing Lever Door Handle

- Sweeping lines of the Wing handle provide a comfortable, ergonomic lever door handle for multipoint lock.
- Clip-on cover conceals fixings.
- Solid 316 Stainless Steel lever.
- High quality spring mechanism ensures quality handle operation and prevents handle sag.

Dual Sprung Action



WH900 Wing Lever Door Handle on Round Rose

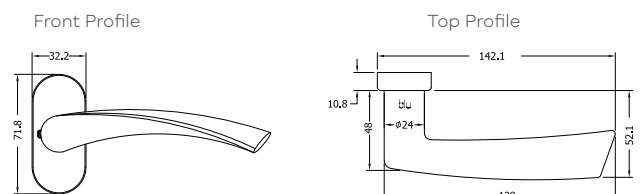
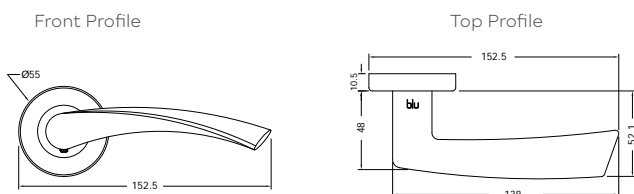


- Durability tested to BS EN 1906:2012, Durability Grade 7 - 200,000 cycles.

PART NUMBER	PRODUCT DESCRIPTION	FINISH	UNITS
WH900C-SSS	Wing lever door handle on round rose	SSS	Pair

WH990 Wing Lever Door Handle on Oval Rose

PART NUMBER	PRODUCT DESCRIPTION	FINISH	UNITS
WH990B-SSS	Wing lever door handle on oval rose	SSS	Pair



Visit www.coastal-group.com for CAD drawings



"At Seasalt it's important that every customer has the best possible experience, and that starts with the styling of our shop fronts when it comes to our high street presence.

With many of our shops in seaside towns, the effects of the weather, including corrosion, can be an issue, which is why the BLU™ hardware range was chosen.

The appeal of the styling combined with the fact that every product is manufactured using corrosion-resistant 316 Marine Grade stainless steel means it is fit for purpose with the added benefit of a lifetime guarantee."

Seasalt

Door Handle Handing Method



Right-Hand Handle shown above

(As viewed from inside the property)

Door handles are handed as viewed from the inside, which hand you would typically use to open the door.

Handles are fixed from the inside - holes are on the internal handle and bolt through to the external handle.



Patio Slide Door Handles

- Contemporary, high quality patio sliding door handle.
- Manufactured from solid 316 Marine Grade Stainless Steel.
- Ideal for use where corrosion levels are high such as coastal environments and with acidic timber.
- Part of a suited range of door and window hardware.







KM9 Series

Patio Door Handle

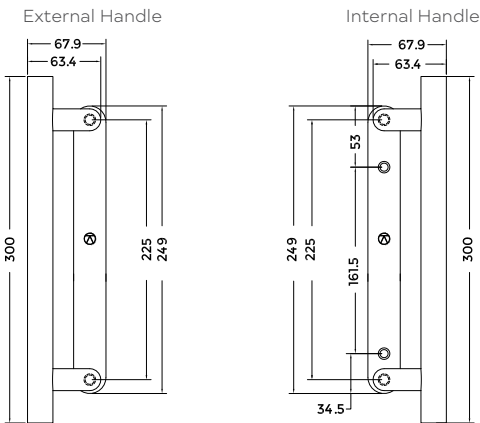


- Durability tested to BS EN 1906 and BS 8424
- Solid backplate for additional strength
- Compatible with Sobinco Penta and Yale locking systems.
- Non-handed design.
- Easy-to-operate latch.
- Various different handle configurations available.

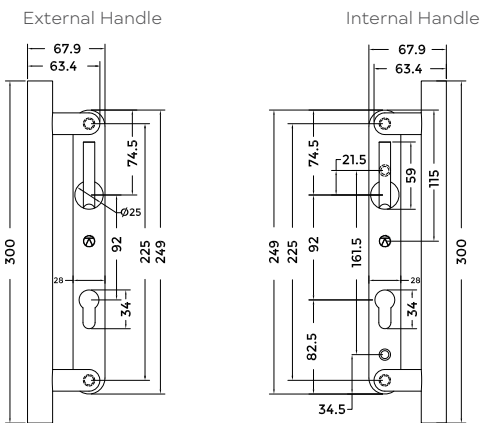
PART NUMBER	PRODUCT DESCRIPTION	FINISH	UNITS
KM905B-SSS	Back-to-back blank plate handles	SSS	Set
KM920B-SSS	Back-to-back lever & Euro cut-out handles	SSS	Set
KM950B-SSS	Internal lever & Euro cut-out handle and external blank plate handle	SSS	Set



Blank Plate



Euro Cut-out



Handle can be detached from backplate via fixings on the back of the backplate to change the handing if needed.



Visit www.coastal-group.com for CAD drawings



"We chose Coastal's BLU 316 Stainless Steel Patio Handles not only because of their durability for our tough environment, but because they are much better looking than the previous handles. Plus they're more in keeping with the style and environment of the hotel."

Watergate Bay Hotel

Straight Slide Door Handles

- Contemporary, high quality straight sliding door handle kits.
- Suitable for use with even the largest, heaviest inline straight sliders.
- Adaptable layout enables these kits to be used with different locking systems.
- Available with the pull handle inside and out, or a pull handle inside and a flush pull on the outside.
- Specially designed secret fixing method for multi-chambered aluminium profile.
- Manufactured from 316 Marine Grade Stainless Steel.
- Ideal for use where corrosion levels are high such as coastal environments and with acidic timber.
- Part of a suited range of door and window hardware.






KM859

Straight Slide Handle Kit Inline Round 'T' Bar

PART NUMBER	PRODUCT DESCRIPTION	FINISH	UNITS
KM859-PAIR-SSS	Inline round straight slide back-to-back fix handle kit	SSS	Kit
KM859-SING-SSS	Inline round straight slide secret fix handle & flush pull kit	SSS	Kit
HAB2-400-BB-SSS	400mm 'T' bar, back to back fix	SSS	Pair
HAB2-KIT-400-SA-SSS	400mm 'T' bar, secret fix, c/w fixings	SSS	Kit



KM859-PAIR-SSS KIT

2 x HAB2-400mm - Inline Round 'T' Bar Pull Handle, Back-to-Back Fix - Fixings included
 2 x KM250 - Patio Thumbturn
 2 x KM045 - Oval Escutcheon
 1 x FX-SP130-SQ-ZP - Square Spindle



KM859-SING-SSS KIT

1 x HAB2-400mm - Inline Round 'T' Bar Pull Handle, Secret Fix for Aluminium
 1 x KM250 - Patio Thumbturn
 1 x KM045 - Oval Escutcheon
 1 x FP150 - Flush Pull
 2 x FX-10030 - Secret Fix fixings



HAB2-400-BB-SSS

2 x HAB2-400mm - Inline Round 'T' Bar Pull Handle, Back-to-Back Fix - Fixings included

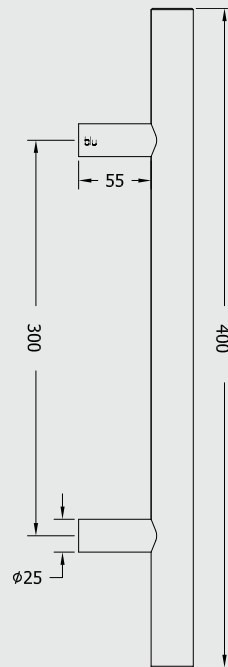


HAB2-KIT-400-SA-SSS

1 x HAB2-400mm - Inline Round 'T' Bar Pull Handle, Secret Fix for Aluminium
 2 x FX-10030 - Secret Fix fixings

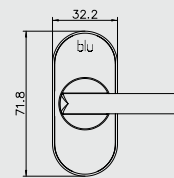
HAB2

Side Profile

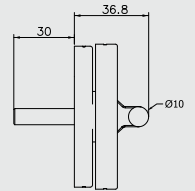


KM250

Front Profile

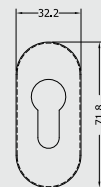


Side Profile



KM045

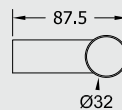
Front Profile



Side Profile

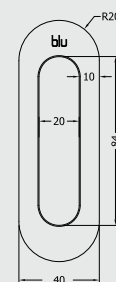


Top Profile



FP150

Front Profile



Side Profile





KM850

Straight Slide Handle Kit Offset Round 'T' Bar

PART NUMBER	PRODUCT DESCRIPTION	FINISH	UNITS
KM850-SING-SSS	Offset round straight slide secret fix handle & flush pull kit	SSS	Kit
KM850-PAIR-SSS	Offset round straight slide back-to-back fix handle kit	SSS	Kit
HAB66-400-BB-SSS	400mm offset 'T' bar, back to back fix	SSS	Pair
HAB66-KIT-400-SA-SSS	400mm offset 'T' bar, secret fix, c/w fixings	SSS	Kit



KM850-PAIR-SSS KIT

- 2 x HAB66-400mm - Offset Round 'T' Bar Pull Handle, Back-to-Back Fix - Fixings included
- 2 x KM250 - Patio Thumbturn
- 2 x KM045 - Oval Escutcheon
- 1 x FX-SP130-SQ-ZP - Square Spindle



KM850-SING-SSS KIT

- 1 x HAB66-400mm - Offset Round 'T' Bar Pull Handle, Secret Fix for Aluminium
- 1 x KM250 - Patio Thumbturn
- 1 x KM045 - Oval Escutcheon
- 1 x FP150 - Flush Pull
- 2 x FX-10030 - Secret Fix fixings



HAB66-400-BB-SSS

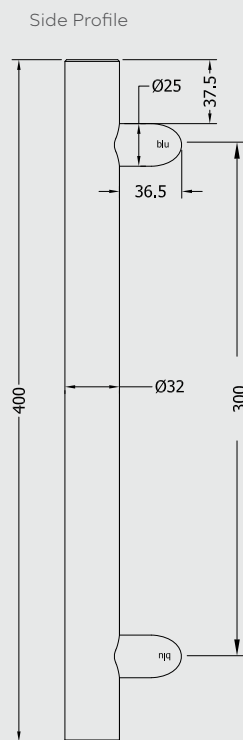
- 2 x HAB66-400mm - Offset Round 'T' Bar Pull Handle, Back-to-Back Fix - Fixings included



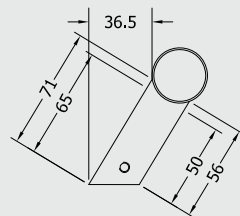
HAB66-KIT-400-SA-SSS

- 1 x HAB66-400mm - Offset Round 'T' Bar Pull Handle, Secret Fix for Aluminium
- 2 x FX-10030 - Secret Fix fixings

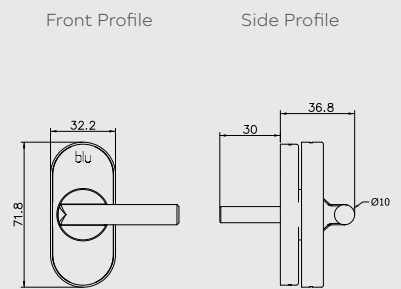
HAB66



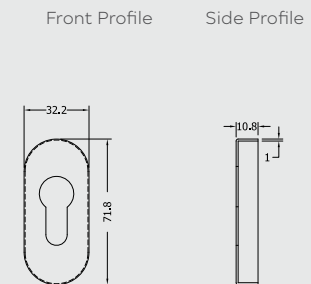
Top Profile



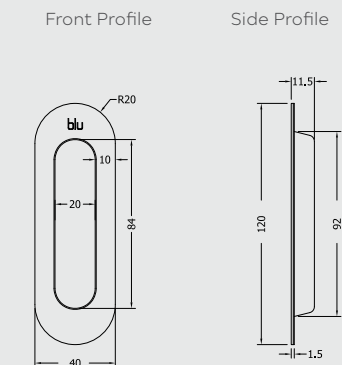
KM250



KM045



FP150





KM853

Straight Slide Handle Kit Inline Rectangular 'T' Bar

PART NUMBER	PRODUCT DESCRIPTION	FINISH	UNITS
KM853-SING-SSS	Inline Rectangular straight slide secret fix handle & flush pull kit	SSS	Kit
KM853-PAIR-SSS	Inline Rectangular straight slide back-to-back fix handle kit	SSS	Kit
HAB15-400-BB-SSS	400mm Rectangular 'T' bar, back to back fix	SSS	Pair
HAB15-KIT-400-SA-SSS	400mm Rectangular 'T' bar, secret fix, c/w fixings	SSS	Kit



KM853-PAIR-SSS KIT

- 2 x HAB15-400mm - Inline Rectangular 'T' Bar Pull Handles, Back-to-Back Fix - Fixings included
- 2 x KM250 - Patio Thumbturn
- 2 x KM045 - Oval Escutcheon
- 1 x FX-SP130-SQ-ZP - Square Spindle



KM853-SING-SSS KIT

- 1 x HAB15-400mm - Inline Rectangular 'T' Bar Pull Handle, Secret Fix for Aluminium
- 1 x KM250 - Patio Thumbturn
- 1 x KM045 - Oval Escutcheon
- 1 x FP150 - Flush Pull
- 2 x FX-10030 - Secret Fix fixings



HAB15-400-BB-SSS

- 2 x HAB15-400mm - Inline Rectangular 'T' Bar Pull Handles, Back-to-Back Fix - Fixings included

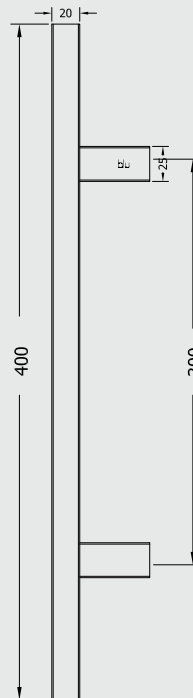


HAB15-KIT-400-SA-SSS

- 1 x HAB15-400mm - Inline Rectangular 'T' Bar Pull Handle, Secret Fix for Aluminium
- 2 x FX-10030 - Secret Fix fixings

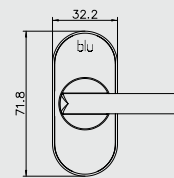
HAB15

Side Profile

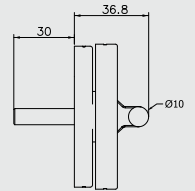


KM250

Front Profile

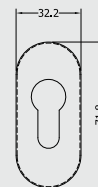


Side Profile



KM045

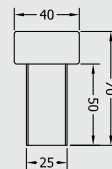
Front Profile



Side Profile

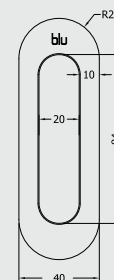


Top Profile

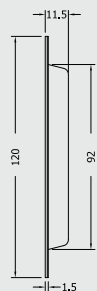


FP150

Front Profile



Side Profile





KM856

Straight Slide Handle Kit Offset Rectangular 'T' Bar

PART NUMBER	PRODUCT DESCRIPTION	FINISH	UNITS
KM856-SING-SSS	Offset rectangular straight slide secret fix handle & flush pull kit	SSS	Kit
KM856-PAIR-SSS	Offset rectangular straight slide back-to-back fix handle kit	SSS	Kit
HAB77-400-BB-SSS	400mm Offset 'T' bar, back to back fix	SSS	Pair
HAB77-KIT-400-SA-SSS	400mm Offset 'T' bar, secret fix, c/w fixings	SSS	Kit



KM856-PAIR-SSS KIT

2 x HAB77-400mm - Offset Rectangular 'T' Bar Pull Handles, Back-to-Back Fix - Fixings included
2 x KM250 - Patio Thumbturn
2 x KM045 - Oval Escutcheon
1 x FX-SP130-SQ-ZP - Square Spindle



KM856-PAIR-SSS KIT

1 x HAB77-400mm - Offset Rectangular 'T' Bar Pull Handle, Secret Fix for Aluminium
1 x KM250 - Patio Thumbturn
1 x KM045 - Oval Escutcheon
1 x FP150 - Flush Pull
2 x FX-10030 - Secret Fix fixings



HAB77-400-BB-SSS

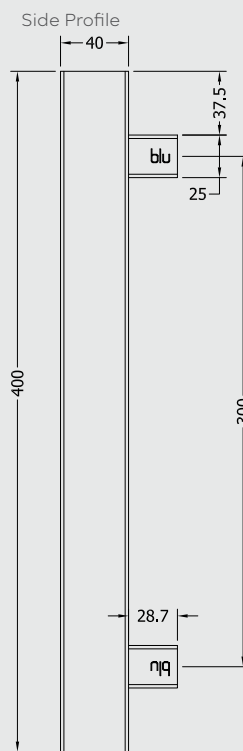
2 x HAB77-400mm - Offset Rectangular 'T' Bar Pull Handle, Back-to-Back Fix - Fixings included



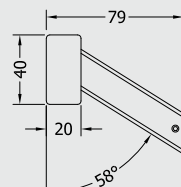
HAB77-KIT-400-SA-SSS

1 x HAB77-400mm - Offset Rectangular 'T' Bar Pull Handle, Secret Fix for Aluminium
2 x FX-10030 - Secret Fix fixings

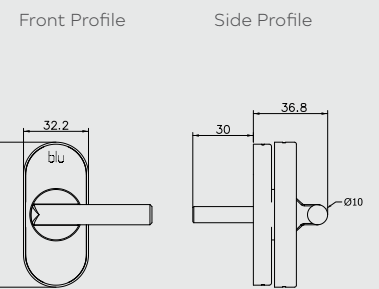
HAB77



Top Profile

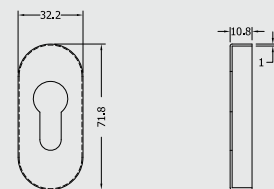


KM250



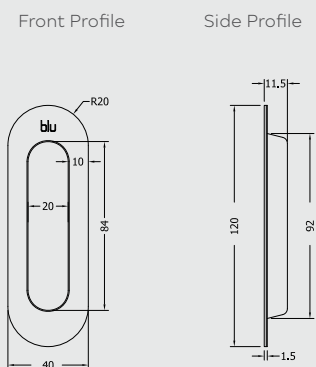
Front Profile Side Profile

KM045



Front Profile Side Profile

FP150



Front Profile Side Profile





Patio Thumbturn

- Ideal for instances where you simply need a small lever to operate the latch on your patio door.
- Can be used back-to-back with a longer spindle.
- Clip-on cover conceals fixings.
- EUIPO Protected Registered Design accreditation on KM250.
- Available on a Round Rose, Oval Rose or Slimline Oval Rose option.

Note: These are not suitable for the YALE locking system as this uses a 7 x 7mm spindle

PART NUMBER	PRODUCT DESCRIPTION	FINISH	UNITS
KM200-SSS	Mini Lever on Round Rose	SSS	Each
KM250-SSS	Mini Lever on Oval Rose	SSS	Each
KM245-SSS	Mini Lever on Slimline Oval Rose	SSS	Each



KM200

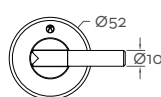


KM250

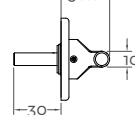


KM245

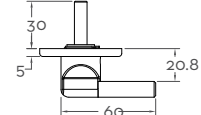
Front Profile



Side Profile

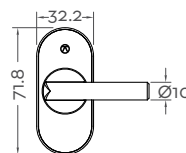


Top Profile

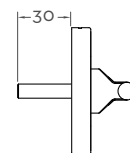


KM200

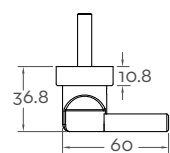
Front Profile



Side Profile

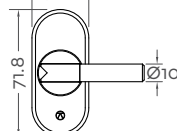


Top Profile

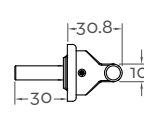


KM250

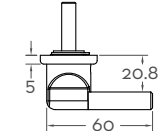
Front Profile



Side Profile



Top Profile



KM245



Visit www.coastal-group.com for CAD drawings

Lift and Slide Door Handles

- Contemporary, high quality handle designed to operate lift and slide doors.
- Available in different handle configurations.
- Unique 2-stage click action for superior operation.
- Clip-on cover conceals fixings.
- Manufactured from 316 Marine Grade Stainless Steel.
- Ideal for use where corrosion levels are high such as coastal environments and with acidic timber.
- Part of a suited range of door and window hardware.



KM7 Series

Lift & Slide Door Handle



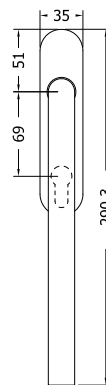
KM750 shown

PART NUMBER	PRODUCT DESCRIPTION	FINISH	UNITS
KM750B-SSS	Internal lever & Euro cut-out faceplate, external flush pull	SSS	Set
KM760B-SSS	Internal lever & blank faceplate, external flush pull	SSS	Set
KM780-SSS	Back-to-back lever handle & Euro cut-out faceplate	SSS	Set
KM790-SSS	Back-to-back lever handle & blank faceplate	SSS	Set

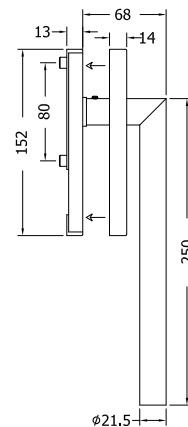


Lever Handle

Front Profile

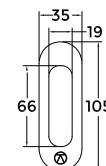


Side Profile



Flush Pull

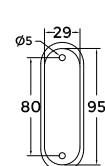
Front Profile



Side Profile



Rear Profile



Visit www.coastal-group.com for CAD drawings



"When we looked at the quality, location and style of the development at Carbis Bay, we needed a solution that not only offered faultless performance for the multiple lift and slide doors featured in the lodges, but that really looked at home on such a quality development.


But not only did it need to be aesthetically right, it had to withstand the high corrosive salt environment. There really were only one or two hardware manufacturers in the market that could meet the brief and BLU™ hardware was the obvious choice.

It was the combination of the quality, performance and look and feel that set BLU™ apart. The 316 Stainless Steel finish was also important and with the guaranteed anti-corrosion performance we knew we were recommending a solution that would meet their needs not just now but in the future."

Harmony Profiles

Bi-Fold Door Hardware

- Suited range of hardware for your bi-fold doors including the traffic door and folding leaves.
- Manufactured from 316 Marine Grade Stainless Steel.
- Ideal for use where corrosion levels are high such as coastal environments and with acidic timber.



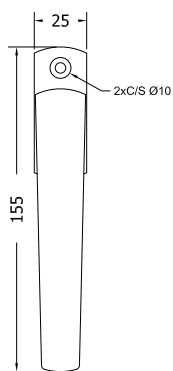
KM100

Bi-Fold Door Flat Handle (Sprung)

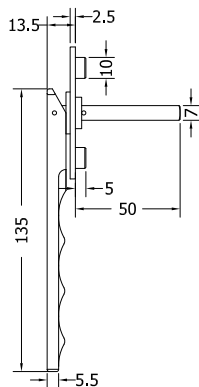
- Slimline pull-out lever handle to operate the shootbolts on the folding leaves of your bi-fold door sets.
- Ergonomic grip feature.
- Sprung for enhanced performance.



Front Profile



Side Profile



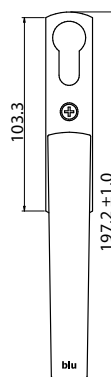
KM115

Bi-Fold Door Flat Handle with Euro Profile

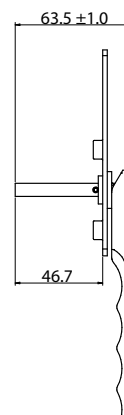
- As per KM100 handle but with euro profile cut-out on backplate.



Front Profile



Side Profile



Visit www.coastal-group.com for CAD drawings

PART NUMBER	PRODUCT DESCRIPTION	FINISH	UNITS
KM100-SSS	Bi-fold door handle - sprung	SSS	Each

PART NUMBER	PRODUCT DESCRIPTION	FINISH	UNITS
KM115-SSS	Bi-fold door handle with euro profile	SSS	Each





Suited hardware for your Bi-fold traffic doors

Our range of Lever Door handles will be suitable to operate the multipoint lock on your bi-fold traffic door. Choose from either lever on backplate or lever on rose along with escutcheon option. A selection from our range is shown below but you can view our full range of lever door handles on pages 28-37 and the escutcheon on page 69.

KM070

Mitre Lever Door Handle
on Backplate (Unsprung)



KM078

Mitre Lever Door Handle on
Backplate (Dual Sprung)



KM130

Ergonomic Lever Door Handle
on Backplate




KM045

Oval Escutcheon



KM960

Mitre Lever Door Handle
on Oval Rose



KM930

Ergonomic Lever Door Handle
on Oval Rose



KM965

'T' Bar Lever Door Handle
on Oval Rose



WH990

Wing Lever Door Handle
on Oval Rose



Cylinder Pulls

- Bolt through fixings from the inside help prevent removal of the external cylinder pull.
- Easy to fit and suitable for use with Euro cylinders.
- Manufactured from 316 Marine Grade Stainless Steel.
- Ideal for use where corrosion levels are high such as coastal environments and with acidic timber.
- Part of a suited range of door and window hardware.



CP30

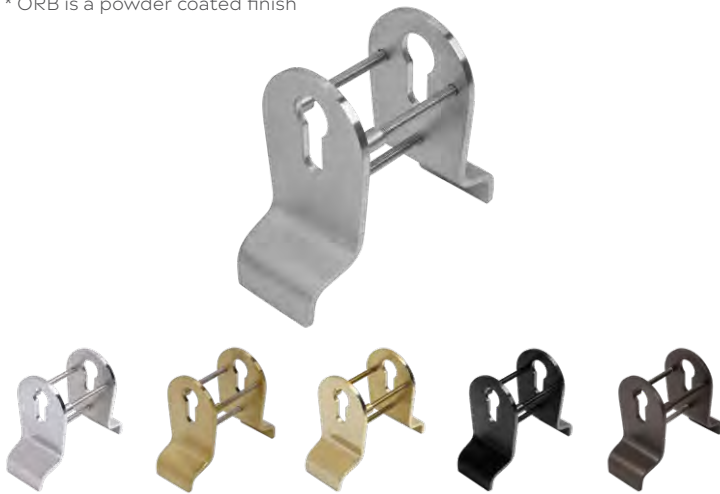
Classic Cylinder Pull

- High quality classic style euro cylinder pull.
- Back-to-back set.
- PBK finish has been successfully salt spray tested to 1000 hours, test: ASTM B117:2019.



PART NUMBER	PRODUCT DESCRIPTION	FINISH	UNITS
CP30-SSS	Back to back euro cylinder pull	SSS	Set
CP30-PSS		PSS	Set
CP30-PSB		PSB	Set
CP30-PPB		PPB	Set
CP30-PBK		PBK	Set
CP30-ORB*		ORB	Set

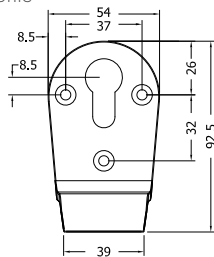
* ORB is a powder coated finish



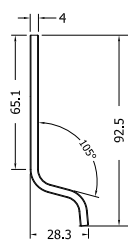
Also available in our DURATIQUE Stainless Steel Antique Hardware Range - see page 114.

Internal Cylinder Pull

Front Profile

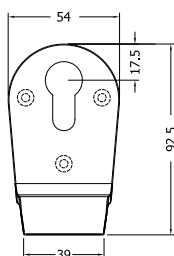


Side Profile

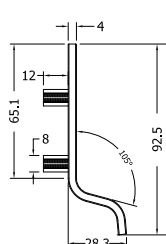


External Cylinder Pull

Front Profile



Side Profile



Visit www.coastal-group.com for CAD drawings





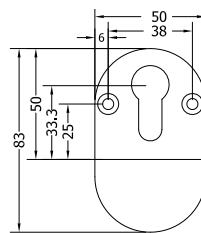
CP50/CP53 Contemporary Cylinder Pull Set

- High quality contemporary design euro cylinder pull.
- Back-to-back set.
- CP50 suits up to 75mm thick doors.
- CP53 suits up to 44mm thick doors.

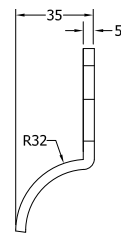
PART NUMBER	PRODUCT DESCRIPTION	FINISH	UNITS
CP50-SSS	Back to back euro cylinder pull, suits up to 75mm thick doors	SSS	Set
CP50-PSS		PSS	Set
CP53-SSS	Back to back euro cylinder pull, suits up to 44mm thick doors	SSS	Set

Internal Cylinder Pull

Front Profile

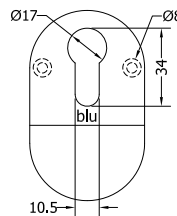


Side Profile

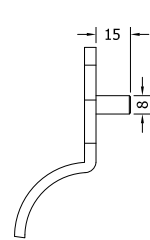


External Cylinder Pull

Front Profile



Side Profile



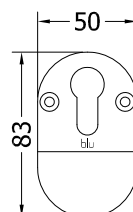
Visit www.coastal-group.com for CAD drawings

CP55 Contemporary Cylinder Pull - Inside Pull only

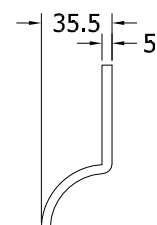
- Single pull designed for use on the inside of the door.

PART NUMBER	PRODUCT DESCRIPTION	FINISH	UNITS
CP55-SSS	Inside only euro cylinder pull	SSS	Each

Front Profile



Side Profile



Visit www.coastal-group.com for CAD drawings



CP80

Internal Cylinder Pull with External Security Escutcheon

- High security, heavy duty escutcheon on the outside combined with a quality euro cylinder pull on the inside.
- Security escutcheon is anti-drill and bevelled to help prevent unlawful removal of cylinder.
- Greatly increases the security of your door by helping to resist a snap attack on the euro cylinder.
- Ideal for use when a pull handle is used on the outside only.
- Suits up to 70mm thick doors.

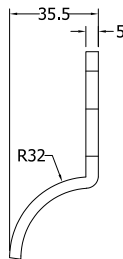
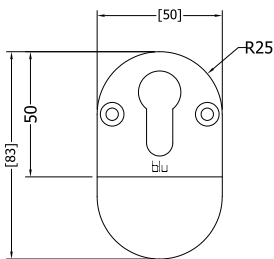
PART NUMBER	PRODUCT DESCRIPTION	FINISH	UNITS
CP80-SSS	Internal cylinder pull with external security escutcheon	SSS	Set



Internal

Front Profile

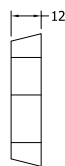
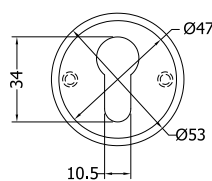
Side Profile



External

Front Profile

Side Profile



CP75/CP76

Cylinder Pull Set

- High quality back-to-back euro cylinder pull set.
- 10mm thick backplate to accommodate standard cylinder sizes.
- Robust design.
- Bolt through fixings from the inside help prevent removal of the external cylinder pull.
- Ideal for use where corrosion levels are high such as coastal environments and with acidic timber.
- Part of a suited range of door and window hardware

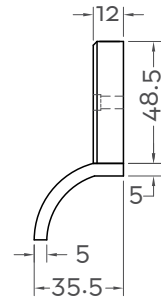
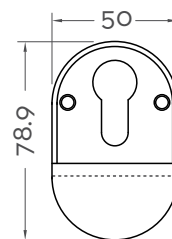
PART NUMBER	PRODUCT DESCRIPTION	FINISH	UNITS
CP75-SSS	Cylinder Pull	SSS	Set
CP76-PSS		PSS	Set



Internal

Front Profile

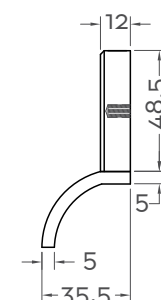
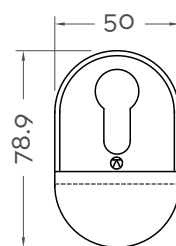
Side Profile



External

Front Profile

Side Profile





SE40 Security Escutcheon / Cylinder Pull Sets

- Escutcheon & cylinder pull sets designed with security in mind.
- Unique narrow profile designed for doors with a wide frame rebate.
- Successfully used in a PAS24 Security Test.
- High security external escutcheon or cylinder pull is designed to protect your euro cylinder from drilling or a snap attack.
- SE40-EXT-KIT will extend the bolt length to suit door thickness up to 64mm.



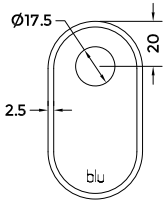
PART NUMBER	PRODUCT DESCRIPTION	FINISH	UNITS
SE40A-SSS	Ext. security escutcheon/ Internal cylinder pull	SSS	Set
SE40B-SSS	Ext. security escutcheon/ Internal escutcheon	SSS	Set
SE40C-SSS	Ext. security cylinder pull/ Internal escutcheon	SSS	Set
SE40D-SSS	Ext. security cylinder pull/ Internal cylinder pull	SSS	Set



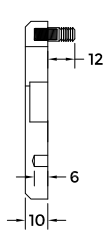
External Security Escutcheon

(used in SE40A & SE40B)

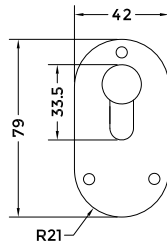
Front Profile



Side Profile



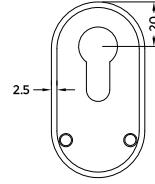
Rear Profile



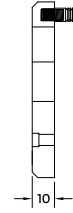
Internal Escutcheon

(used in SE40B & SE40C)

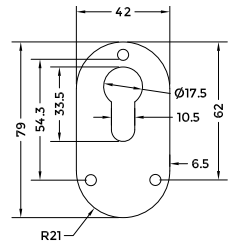
Front Profile



Side Profile



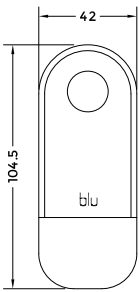
Rear Profile



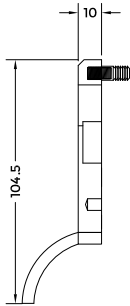
External Security Cylinder Pull

(used in SE40C & SE40D)

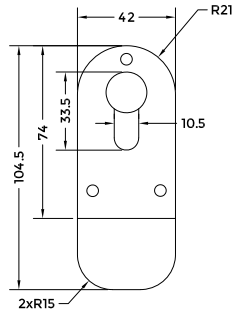
Front Profile



Side Profile



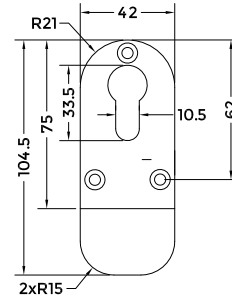
Rear Profile



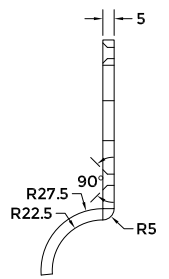
Internal Cylinder Pull

(used in SE40A & SE40D)

Front Profile



Side Profile



Visit www.coastal-group.com for CAD drawings

"The Eurocell PVC door frame profile was causing us problems when we were asked to install cylinder pulls due to the extra depth of the rebate. The SE40 not only solved this problem with its special narrow design, but also ensured that we met security standards. It also has the added benefit of a satin stainless finish which matches the bar handles and other furniture on our doors.

The other nice thing is that they are also available in multiple escutcheon/cylinder pull configurations, which gives our customers more options to meet their needs."

Weatherbreak Windows Ltd

Esatcheony

- Suitable for use with Euro profile cylinders.
- Designed to enhance the security of your door.
- Manufactured from 316 Marine Grade Stainless Steel.
- Ideal for use where corrosion levels are high such as coastal environments and with acidic timber.
- Part of a suited range of door and window hardware.





KM045 Oval Escutcheon



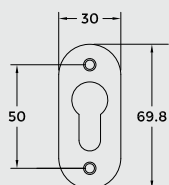
- Ideal for use on narrow frame profiles.
- Clip-on cover conceals fixings.
- PBK finish has been successfully salt spray tested to 1000 hours, test: ASTM B117:2019.

PART NUMBER	PRODUCT DESCRIPTION	FINISH	UNITS
KM045B-SSS	Oval euro profile escutcheon	SSS	Each
KM045B-PSS		PSS	Each
KM045B-PBK		PBK	Each



Fixing Plate

Front Profile

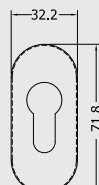


Side Profile



Cover Plate

Front Profile



Side Profile



Visit www.coastal-group.com for CAD drawings

KM055 Round Escutcheon



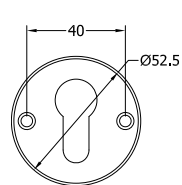
- Clip-on cover conceals fixings.
- PBK finish has been successfully salt spray tested to 1000 hours, test: ASTM B117:2019.

PART NUMBER	PRODUCT DESCRIPTION	FINISH	UNITS
KM055B-SSS	Round euro profile escutcheon	SSS	Each
KM055B-PSS		PSS	Each
KM055B-PSB		PSB	Each
KM055B-PPB		PPB	Each
KM055B-PBK		PBK	Each

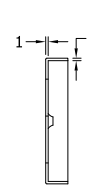


Fixing Plate

Front Profile

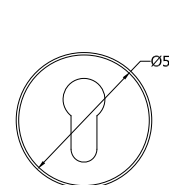


Side Profile

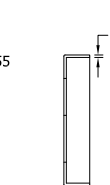


Cover Plate

Front Profile



Side Profile



KM056

Square Escutcheon

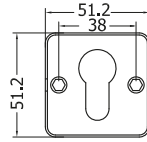
- Contemporary style which suites well with our Square and Rectangular Pull Handle range.
- Clip-on cover conceals fixings.



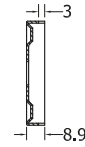
PART NUMBER	PRODUCT DESCRIPTION	FINISH	UNITS
KM056-SSS	Square euro profile escutcheon	SSS	Each

Fixing Plate

Front Profile

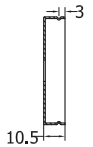
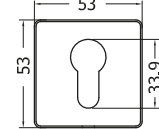


Top Profile



Cover Plate

Front Profile



SE35

Slimline Escutcheon

- A slimline round escutcheon suitable for euro profile cylinders.
- Clip-on cover conceals fixings.

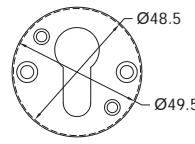


PART NUMBER	PRODUCT DESCRIPTION	FINISH	UNITS
SE35-SSS	Slimline round euro profile escutcheon	SSS	Each

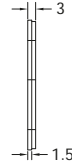
Also available in our DURATIQUE Stainless Steel Antique Hardware Range - see page 114.

Fixing Plate

Front Profile

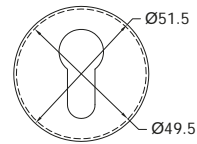


Side Profile



Cover Plate

Front Profile



Side Profile



KM945

Slimline Oval Euro Escutcheon

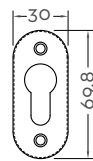
- Ideal for use on narrow frame profiles.
- Manufactured from 316 Marine Grade Stainless Steel for extra durability.
- Part of a suited range.
- Fixings concealed behind clip-on cover.



PART NUMBER	PRODUCT DESCRIPTION	FINISH	UNITS
KM945-SSS	Slimline oval euro profile escutcheon	SSS	Each

Fixing Plate

Front Profile




Side Profile

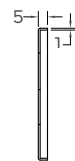


Cover Plate

Front Profile



Side Profile



Visit www.coastal-group.com for CAD drawings

KM048/KM058

Self-Adhesive Escutcheon

- A very thin profile escutcheon suitable for euro profile cylinders.
- Can be rebated into the door for a flush finish.
- Self-adhesive weatherproof invisible fixing method.

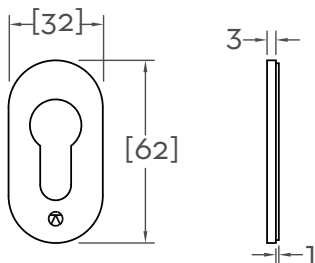
PART NUMBER	PRODUCT DESCRIPTION	FINISH	UNITS
KM048-SSS	Self-adhesive oval escutcheon	SSS	Each
KM058-SSS	Self-adhesive round escutcheon	SSS	Each

KM048



Front Profile

Side Profile

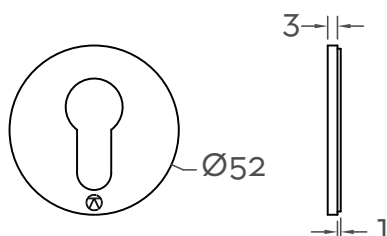


KM058



Front Profile

Side Profile



Visit www.coastal-group.com for CAD drawings




SE38

Security Escutcheon

- High security, heavy duty escutcheon.
- External security escutcheon is anti-drill and bevelled to help prevent unlawful removal of cylinder.
- Greatly increases the security of your door by helping to resist a snap attack on the euro cylinder.
- Suits up to 57mm thick doors.

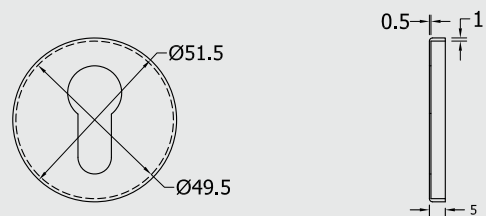
PART NUMBER	PRODUCT DESCRIPTION	FINISH	UNITS
SE38-SSS	Back-to-back security escutcheon	SSS	Set



Internal

Front Profile

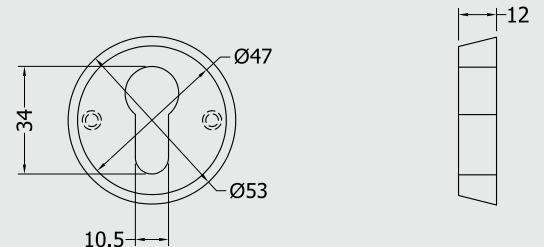
Side Profile



External

Front Profile

Side Profile



Letter Plates

- High quality sleeved letter plate designed to suit both classic, heritage and contemporary style doors.
- Achieved 'Best in Class' BS6375-1 Weather Test results against air, wind and water.
- Successfully used in a PAS24 Security Test.
- Integral gaskets, brushes and telescopic liner for enhanced weather and draught protection.
- Built-in inner security flap to help prevent a 'fishing' attack.
- Designed and built in the UK to ensure consistency of quality.
- Manufactured from 316 Marine Grade Stainless Steel.
- Ideal for use where corrosion levels are high such as coastal environments and with acidic timbers.
- Part of a suited range of door and window hardware.
- PBK finish has been successfully salt spray tested to 1000 hours, test: ASTM B117:2019.



DESIGNED & BUILT IN THE UK



LP400

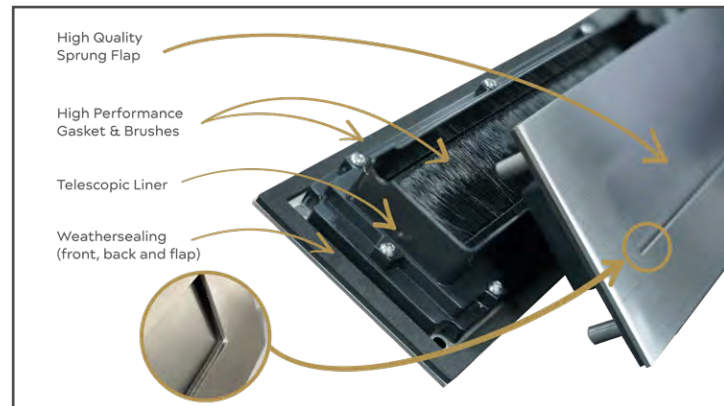
Sleeved Letter Plate

- Air Permeability: BS EN 12207:2000, 600 Pa, Class 4
- Water Tightness: BS EN 12208:2000, 6000 Pa, Class A9
- Wind Resistance: BS EN 12210:2001, 3000 Pa, Class A5
- Suits door thickness up to 68mm.

PART NUMBER	PRODUCT DESCRIPTION	FINISH	UNITS
LP400-SSS	316 Grade Stainless Steel - Over All Size 330 x 110 mm, to suit door thickness up to 68mm	SSS	Each
LP400-PSS		PSS	Each
LP400-PSB		PSB	Each
LP400-PPB		PPB	Each
LP400-PBK		PBK	Each

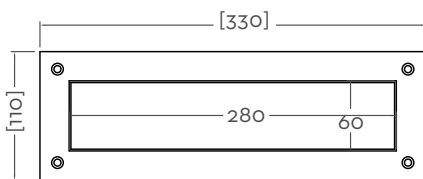


Also available in our DURATIQUE Stainless Steel Antique Hardware Range - see page 114.

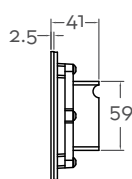


Internal Component

Front Profile

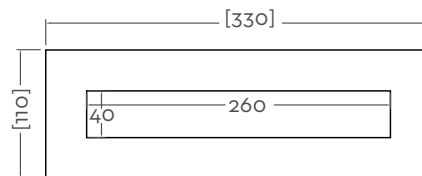


Side Profile

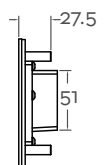


External Component

Front Profile



Side Profile



Visit www.coastal-group.com for CAD drawings



"I searched for a long time trying to find a replacement letter plate that would not only stop the rain, but also the cold wind, whilst at the same time matching the rest of the brushed stainless steel hardware.

Eventually I saw the BLU™ LP400 Letter Plate which looked just the job to rectify the problems I was having with driving rain and wind coming through my previous letter plate.

The LP400 from BLU™ is easily the best letter plate on the market and has really impressed me with it's high quality manufacture and perfect function.

Now it's fitted I have total faith that the worst of the Scottish weather is being kept outside."

Scottish Homeowner

Door Knobs

- Fixed door knobs for use on entrance doors.
- Strong enough to open and close the door.
- Includes a location pin to help prevent unwanted spinning of the door pull.
- Supplied with bolt through fixing.
- Manufactured from 316 Marine Grade Stainless Steel.
- Ideal for use where corrosion levels are high such as coastal environments and with acidic timber.
- Part of a suited range of door and window hardware.





KM120

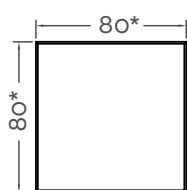
Square Door Knob

- Fixed square door knob.
- Mounted on detachable square plate.
- Can be used as a back-to-back door knob set - two KM120 door knobs and a FX-10026-BLU fixing bolt pack required for this option.

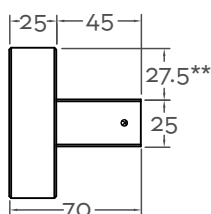
PART NUMBER	PRODUCT DESCRIPTION	FINISH	UNITS
KM120-SSS	Fixed square door knob	SSS	Each



Front Profile



Side Profile



KM150

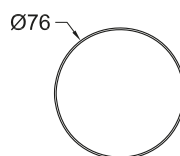
Round Door Knob

- Fixed round door knob.
- Mounted on detachable round plate.
- Can be used as a back-to-back door knob set - two KM150 door knobs and a FX-10026-BLU fixing bolt pack required for this option.

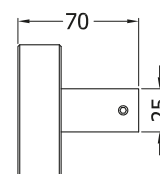
PART NUMBER	PRODUCT DESCRIPTION	FINISH	UNITS
KM150-SSS	Fixed round door knob	SSS	Each



Front Profile



Side Profile



* will shortly be changing to 75mm
 ** will shortly be changing to 25mm

Visit www.coastal-group.com for CAD drawings

KM388

Centre Door Knob



- Fixed round centre classic door knob.
- Mounted on round rose.
- Solid 316 Stainless Steel.
- PBK finish has been successfully salt spray tested to 1000 hours, test: ASTM B117:2019
- Supplied with secret fix and bolt-through fixing

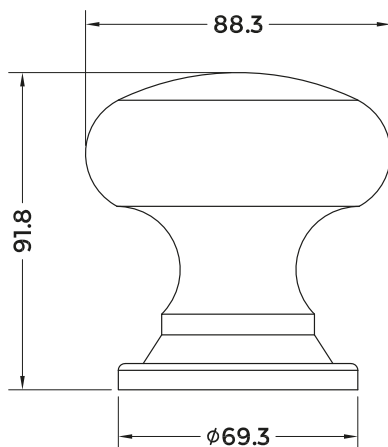
PART NUMBER	PRODUCT DESCRIPTION	FINISH	UNITS
KM388-SSS	Centre door knob	SSS	Each
KM388-PSS		PSS	Each
KM388-PSB		PSB	Each
KM388-PPB		PPB	Each
KM388-PBK		PBK	Each
KM388-ORB*		ORB	Each

* ORB is a powder coated finish



Also available in our DURATIQUE Stainless Steel Antique Hardware Range - see page 114.

Side Profile



Visit www.coastal-group.com for CAD drawings



Door Knockers

- Manufactured from solid 316 Marine Grade Stainless Steel.
- Ideal for use where corrosion levels are high such as coastal environments and with acidic timber.
- Part of a suited range of door and window hardware.

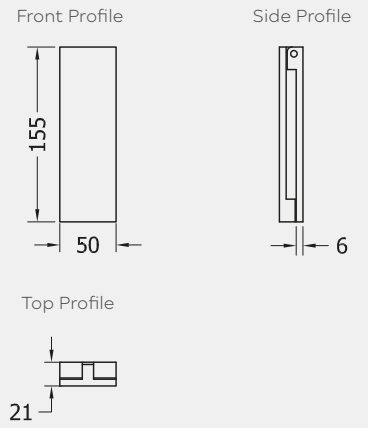


DKB155

Door Knocker

- High quality contemporary door knocker and striker plate.
- Bolt-through security fixings.

PART NUMBER	PRODUCT DESCRIPTION	FINISH	UNITS
DKB155-SSS	Door knocker	SSS	Each



DKB200

Ring Door Knocker

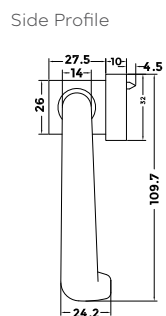
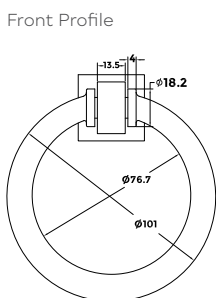


- High quality classic ring door knocker and striker plate.
- Secret fix and bolt-through security fixings.
- Includes a location pin to help prevent unwanted spinning of the knocker.
- PBK finish has been successfully salt spray tested to 1000 hours, test: ASTM B117:2019.

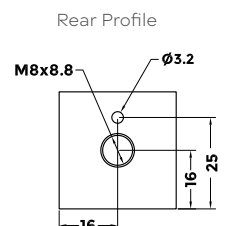
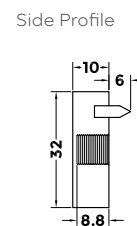
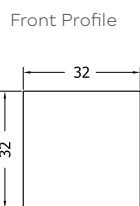
PART NUMBER	PRODUCT DESCRIPTION	FINISH	UNITS
DKB200-SSS	Ring door knocker	SSS	Each
DKB200-PSS		PSS	Each
DKB200-PSB		PSB	Each
DKB200-PPB		PPB	Each
DKB200-PBK		PBK	Each



Ring Knocker



Striker Plate



Visit www.coastal-group.com for CAD drawings



DKB195



Doctors Front Door Knocker

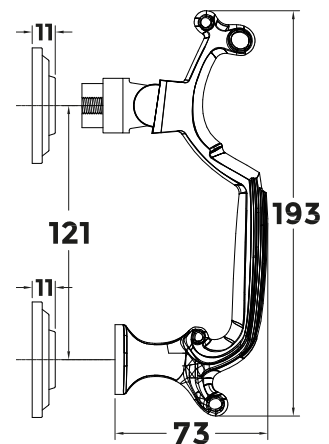
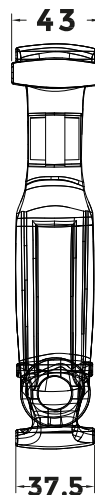
- Doctors front door knocker and strike plate.
- Secret fix and bolt-through security fixings.
- PBK finish has been successfully salt spray tested to 1000 hours, test: ASTM B117:2019.

PART NUMBER	PRODUCT DESCRIPTION	FINISH	UNITS
DKB195-SSS	Doctors front door knocker	SSS	Each
DKB195-PSS		PSS	Each
DKB195-PSB		PSB	Each
DKB195-PPB		PPB	Each
DKB195-PBK		PBK	Each



Front Profile

Side Profile



Visit www.coastal-group.com for CAD drawings

Numerals & Letters

316

- Manufactured from 316 Marine Grade Stainless Steel.
- Ideal for use where corrosion levels are high such as coastal environments and with acidic timber.
- Part of a suited range of door and window hardware.



BLN

Numerals and Letters

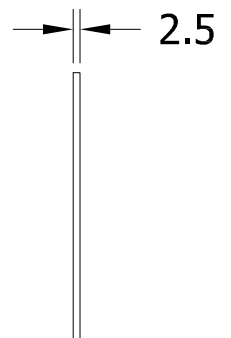
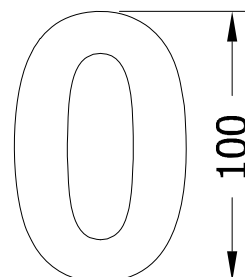
- Keep the aesthetics of your door consistent.
- Contemporary style font.
- Unique, weatherproof, self-adhesive, invisible fixing method, sticks to most surfaces.
- Quick and easy to install.

PART NUMBER	PRODUCT DESCRIPTION	FINISH	UNITS
BLN0-SSS	Number 0 self-adhesive door numeral	SSS	Each
BLN1-SSS	Number 1 self-adhesive door numeral	SSS	Each
BLN2-SSS	Number 2 self-adhesive door numeral	SSS	Each
BLN3-SSS	Number 3 self-adhesive door numeral	SSS	Each
BLN4-SSS	Number 4 self-adhesive door numeral	SSS	Each
BLN5-SSS	Number 5 self-adhesive door numeral	SSS	Each
BLN6-SSS	Number 6 or 9 self-adhesive door numeral	SSS	Each
BLN7-SSS	Number 7 self-adhesive door numeral	SSS	Each
BLN8-SSS	Number 8 self-adhesive door numeral	SSS	Each
BLNA-SSS	Letter A self-adhesive door letter	SSS	Each
BLNB-SSS	Letter B self-adhesive door letter	SSS	Each
BLNC-SSS	Letter C self-adhesive door letter	SSS	Each
BLND-SSS	Letter D self-adhesive door letter	SSS	Each



Front Profile

Side Profile



Visit www.coastal-group.com for CAD drawings

Flush Pulls

- Flush pull for straight sliding and folding sliding doors.
- Manufactured from 316 Marine Grade Stainless Steel.
- Ideal for use where corrosion levels are high such as coastal environments and with acidic timber.
- Part of a suited range of door and window hardware.



FP120/FP150

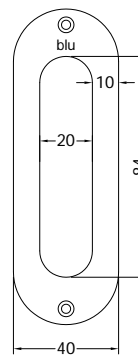
Radiused End Door Flush Pulls

PART NUMBER	PRODUCT DESCRIPTION	FINISH	UNITS
FP120-SSS	120 x 40mm screw fix	SSS	Each
FP150-SSS	120 x 40mm glue fix	SSS	Each

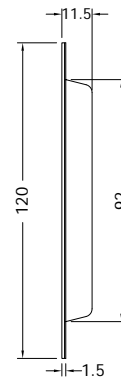


FP120

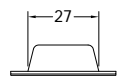
Front Profile



Side Profile

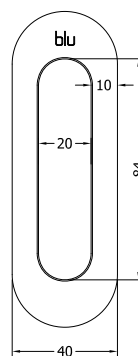


Top Profile

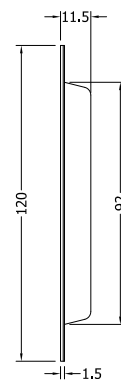


FP150

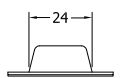
Front Profile



Side Profile



Top Profile



Visit www.coastal-group.com for CAD drawings


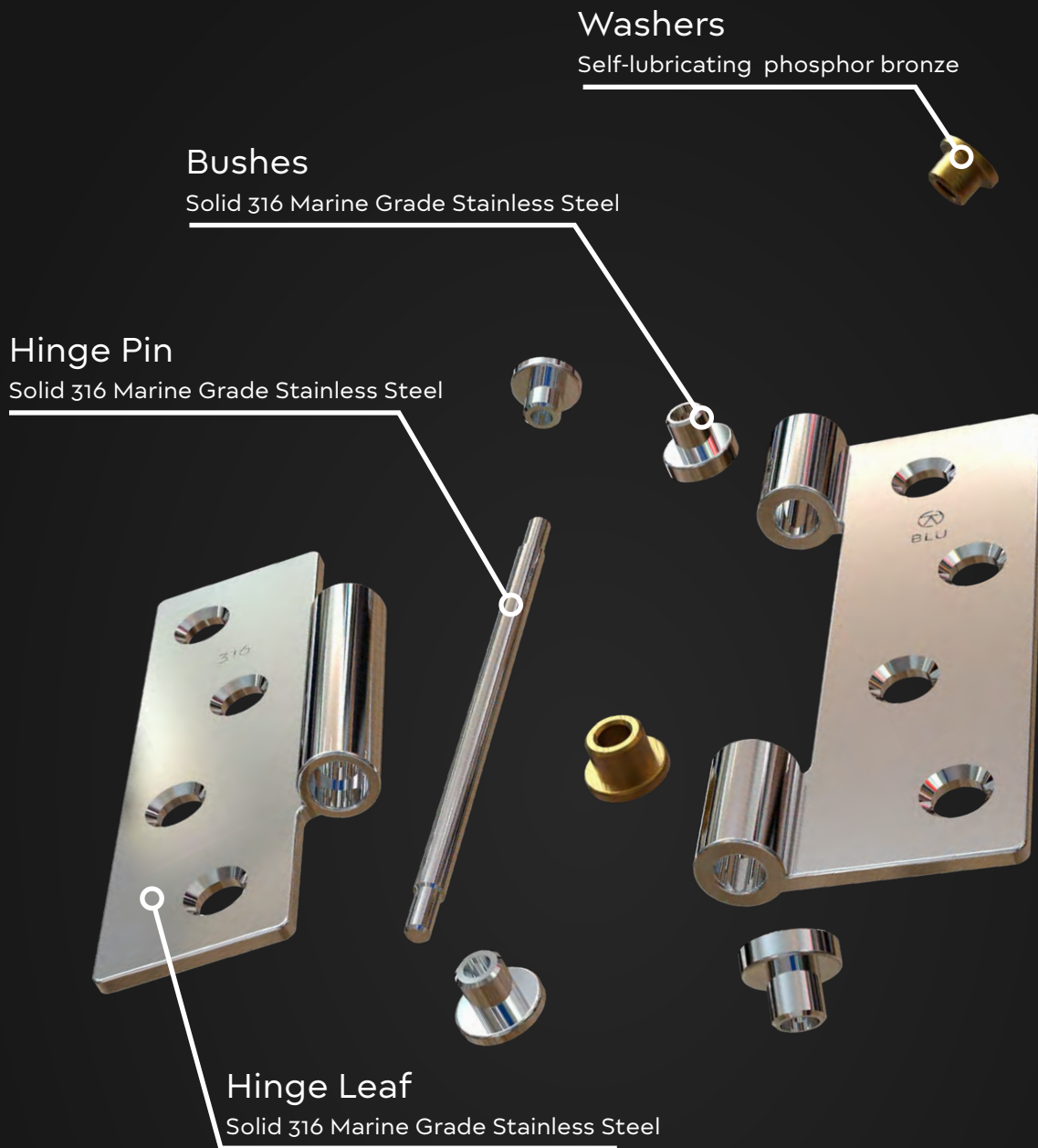
Door Hinges



- A hinge that won't rust or corrode even in harsh environments or acidic timber - all components made from high quality 316 Marine Grade Stainless Steel.
- Won't leak oil or grease - the self-lubricating phosphor bronze washers mean there is no oil required.
- Won't collapse and make your door drop - components are CNC precision engineered to provide a smooth friction operation.
- HQ4 version successfully used on PAS24 tests without the need of a hinge dogbolt - due to the integral strength of the hinge.
- Guaranteed to last for the lifetime of the door.
- Provides complete customer peace of mind and no more expensive site call backs.



HQ4 Hinge & Shimwell Packer Range manufactured from Solid 316 Marine Grade Stainless Steel Components



"Used the HQ4 recently on door sets 2.4m high x 2.6m wide and the central set were a whopping 4.2m high, with each door weighing 160kg! A good tribute to the HQ4 hinges."

Smith & Chambers

HQ4/HQ4R Hinge

- Clean lined, triple knuckle butt hinge with a 3mm gap.
- No leaf play ensures accurate and consistent fit.
- Durability tested to 120kg over 3 hinges - 200,000 cycles.
- Works well with Shimwell™ Hinge Packer System - see page 88.



HQ4 Butt Hinge - Square Corner

PART NUMBER	PRODUCT DESCRIPTION	FINISH	UNITS
HQ4-SSS	Butt hinge - square corner	SSS	Each
HQ4-PSS		PSS	Each
HQ4-PSB		PSB	Each
HQ4-PPB		PPB	Each
HQ4-MSB		MSB	Each
HQ4-ORB		ORB	Each
HQ4-WH		WH	Each

HQ4R Butt Hinge - Radius Corner

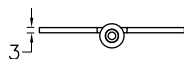
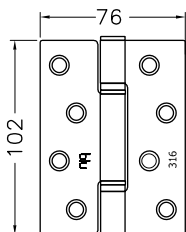
PART NUMBER	PRODUCT DESCRIPTION	FINISH	UNITS
HQ4R-SSS	Butt hinge - radius corner	SSS	Each
HQ4R-PSS		PSS	Each
HQ4R-PSB		PSB	Each
HQ4R-PPB		PPB	Each
HQ4R-MSB		MSB	Each
HQ4R-ORB		ORB	Each
HQ4R-WH		WH	Each

Note: Matt Black, Oil Rubbed Bronze & White HQ4 and HQ4R hinges are powder coated finishes and not supplied with fixing screws, you need to also order code FX-CF5040-SS-MSB or FX-CF5040-SS-ORB or FX-RHF540-8-SS-WH for the relevant fixing screws.



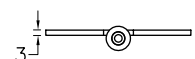
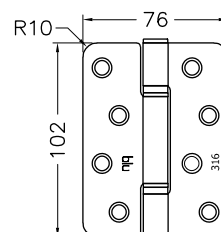
Front Profile

Side Profile



Front Profile

Side Profile



Visit www.coastal-group.com for CAD drawings

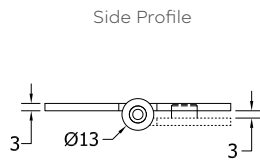
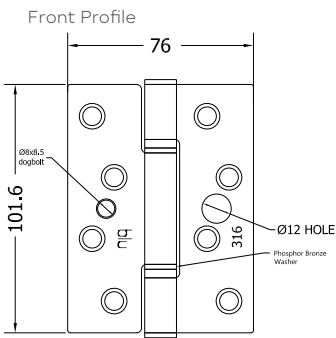
HQ4-SEC



Butt Hinge with Dogbolt

- Security dogbolt feature prevents removal of door leaf if hinge knuckle is attacked.
- Clean lined, triple knuckle butt hinge with a 3mm gap.
- No leaf play ensures accurate and consistent fit.
- Durability tested to 120kg over 3 hinges - 200,000 cycles.

PART NUMBER	PRODUCT DESCRIPTION	FINISH	UNITS
HQ4-SEC-SSS	Butt hinge - Square corner with dogbolt	SSS	Each



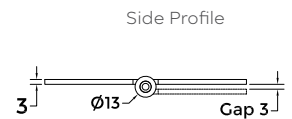
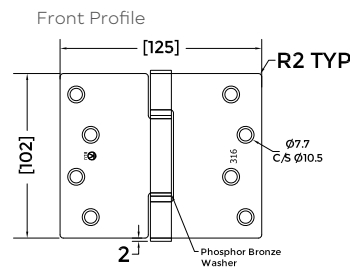

HQ45




Projection Hinge

- Projects door away from frame when open helping to clear obstructions.
- Clean lined, triple knuckle butt hinge with a 3mm gap.
- No leaf play ensures accurate and consistent fit.
- Durability tested to 100,000 cycles on 160kg door over 3 hinges.
- PBK finish has been successfully salt spray tested to 1000 hours, test: ASTM B117:2019.
- Works well with Shimwell™ Hinge Packer System - see page 88.

PART NUMBER	PRODUCT DESCRIPTION	FINISH	UNITS
HQ45-SSS	Projection hinge - Square corner	SSS	Each
HQ45-PSS		PSS	Each
HQ45-PSB		PSB	Each
HQ45-PPB		PPB	Each
HQ45-PBK		PBK	Each



Visit www.coastal-group.com for CAD drawings



"The BLU HQ4 Hinge are our hinge of choice due to their high quality look and performance. They are built to last and mean we no longer have the problems of customers coming back to us 3 - 4 years later saying the hinge has fallen to pieces with the constant opening and closing of the door. These hinges have taken our product to another level."

R & E Falkingham

HX507

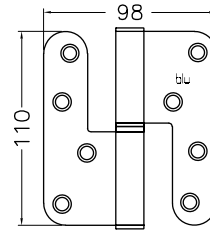
Lift-off Hinge - Half Leaf

- High quality 316 Stainless Steel lift-off hinge.
- Enables door to be removed without unscrewing the leaf itself.
- Hinge location can be automatically machined at the factory or on-site using a routing jig.
- Self-lubricating phosphor bronze washers to ensure no messy oil leaks.
- Weight capacity - 120kg using 3 hinges.



Front Profile

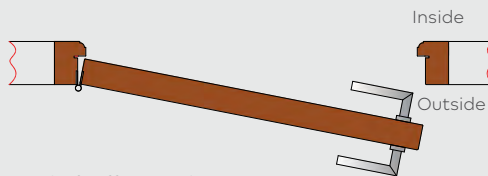
Side Profile



Right Hand hinge shown
Visit www.coastal-group.com for CAD drawings

PART NUMBER	PRODUCT DESCRIPTION	FINISH	UNITS
HX507-LH-SSS	Half leaf lift-off hinge - left hand	SSS	Each
HX507-RH-SSS	Half leaf lift-off hinge - right hand	SSS	Each

Lift-Off Hinge Handing



Left Hand Lift-off Hinge shown

HX507 are handed products - the hinge leaf with the pin is fitted to the frame, the other half with the receiving hole is fitted to the door, allowing the door to be lifted off.

To define hinge handing, view the door with the hinge knuckle facing towards you; if the hinges are on the left then these are left hand hinges as per drawing shown on the left.

Door Butt Hinge Quantity Guide

The following is a guide to the number of hinges required per door depending on height and width:

DOOR HEIGHT (mm)	DOOR WIDTH (mm)				
	<700	701 - 800	801 - 900	901 - 1000	1001 - 1100
< 2000	3	3	3	3	4
2001 - 2100	3	3	3	3	4
2101 - 2200	3	3	3	4	4
2201 - 2300	4	4	4	4	5
2301 - 2400	4	4	4	5	5
2401 - 2500	5	5	5	5	
2501 - 2600	5	5	5		

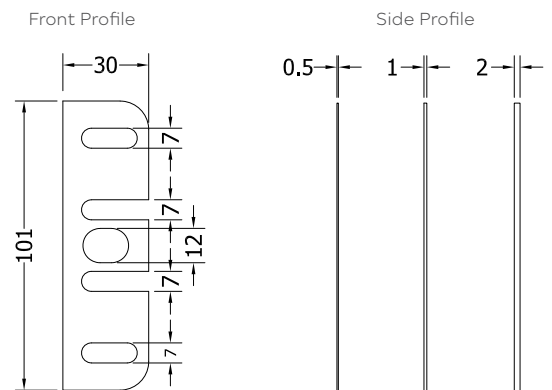




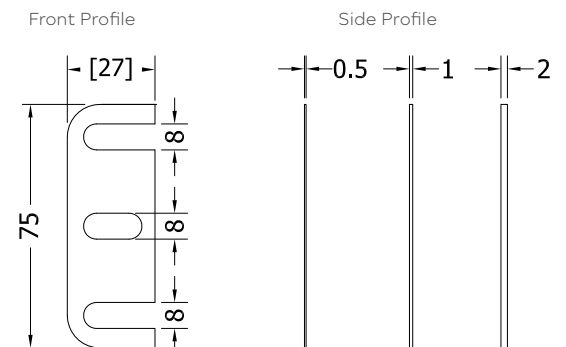
HQ Shimwell™ Hinge Packers

- Your solution to timber doors and windows jamming and binding.
- Unlike traditional packers, the Shimwell will not compress and cause the door/window to sag over time.
- Shimwell™ hinge packers are suitable for use with the BLU™ HY3 and HQ4 hinge variants.
- Shimwells™ should be installed by the joiner when initially fitting the door/window. They enable quick and easy adjustments when the door/window swells, ending the inconvenience of having to plane the door/window down to release the bind. Simply loosen the hinge screws, and remove the 0.5mm, 1mm or 2mm Shimwells™ to bring the door/window back into alignment.
- Each Shimwell™ moves the hinge pin in between 0.5 – 2.0mm and can be used in pairs to create a larger shim to suit more severe gaps.
- Made from 316 Stainless Steel.

HQ4 / HQ4R / HQ4-SEC Shimwell™ Packers



HY3 / HY3R Shimwell™ Packers



PART NUMBER	PRODUCT DESCRIPTION	FINISH	UNITS
HQ305-R-USS	HY3 0.5mm Shimwell packer	USS	Pack 50
HQ310-R-USS	HY3 1mm Shimwell packer	USS	Pack 50
HQ320-R-USS	HY3 2mm Shimwell packer	USS	Pack 50
HQ405-R-USS	HQ4 0.5mm Shimwell packer	USS	Pack 50
HQ410-R-USS	HQ4 1mm Shimwell packer	USS	Pack 50
HQ420-R-USS	HQ4 2mm Shimwell packer	USS	Pack 50

Visit www.coastal-group.com for CAD drawings

Window Hinges

- A hinge that won't rust or corrode even in harsh environments or acidic timber - all components made from high quality 316 Marine Grade Stainless Steel.
- Won't collapse and make your window drop - components are CNC precision engineered to provide a smooth friction operation.
- Guaranteed to last for the lifetime of the window.
- Provides complete customer peace of mind and no more expensive site call backs.



HX Stormproof Hinge

- High quality stainless steel butt type hinge for stormproof timber windows.



HX50

Stainless Steel Stormproof Hinge

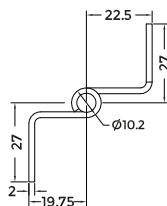
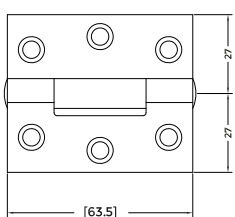
PART NUMBER	PRODUCT DESCRIPTION	FINISH	UNITS
HX50-SSS	63mm Hinge - 0.5 - 1.0 mm gap	SSS	Each



Front Profile

Top Profile
(Open view)

Top Profile
(Close view)



HX60

Stainless Steel Stormproof Hinge

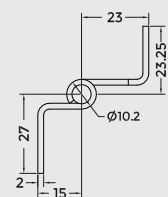
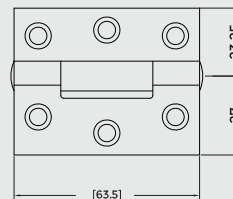
PART NUMBER	PRODUCT DESCRIPTION	FINISH	UNITS
HX60-SSS	63mm Hinge - 6.0 - 6.5 mm gap	SSS	Each



Front Profile

Top Profile
(Open view)

Top Profile
(Close view)



Visit www.coastal-group.com for CAD drawings



HY3 Hinge

- Ultimate high quality stainless steel butt hinge.
- Clean lined, slim triple knuckle hinge with a 3mm gap.
- No leaf play ensures accurate and consistent fit.
- Tested to 40kg over 2 hinges, 25,000 cycles.
- Works well with Shimwell Hinge Packer System - see page 88.



HY3 Slim Knuckle Window Hinge - Square Corner

PART NUMBER	PRODUCT DESCRIPTION	FINISH	UNITS
HY3-SSS	Slim knuckle window hinge - square corner	SSS	Each
HY3-PSS		PSS	Each
HY3-PPB		PPB	Each
HY3-MSB		MSB	Each
HY3-ORB		ORB	Each

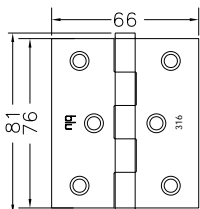
Note: Matt Black & Oil Rubbed Bronze are powder coated finishes

HY3R Slim Knuckle Window Hinge - Radius Corner

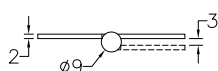
PART NUMBER	PRODUCT DESCRIPTION	FINISH	UNITS
HY3R-SSS	Slim knuckle window hinge - radius corner	SSS	Each
HY3R-PPB		PPB	Each
HY3R-MSB		MSB	Each



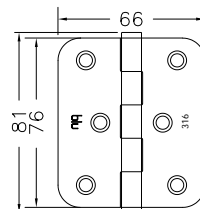
Front Profile



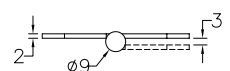
Side Profile



Front Profile



Side Profile



Visit www.coastal-group.com for CAD drawings

FH70

Tritus™ Flush Lift-Off Butt Hinge



- High quality lift-off butt hinge with pressed flanges to fit into the Tritus Flush Casement Window grooves.
- The 12mm frame groove positions the hinge for extremely quick installation.
- Lift-off feature means the sashes can be sent to site after frame installation, and can be easily lifted off for repainting or renovation.
- Hinges meet the requirements of BS DS EN 1935: 2002 Grade 9: 25,000 cycles / 60kg.
- PBK black finish has been successfully salt spray tested to 1000 hours, test: ASTM B117:2019
- Successfully used in our Part Q Test.
- Made from 316 Marine Grade Stainless Steel.

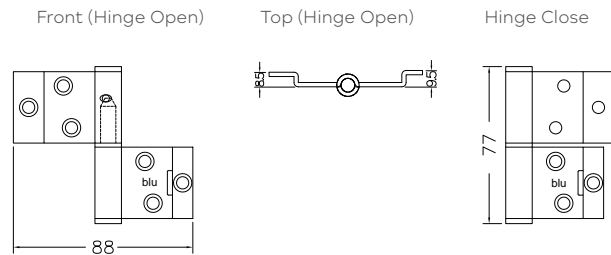
Note these hinges are handed looking from the outside of the building.

PART NUMBER	PRODUCT DESCRIPTION	FINISH	UNITS
FH70-LH-SSS	70mm Tritus Flush Lift Off Butt Hinge, Left Hand	SSS	Each
FH70-RH-SSS	70mm Tritus Flush Lift Off Butt Hinge, Right Hand	SSS	Each
FH70-LH-PSS	70mm Tritus Flush Lift Off Butt Hinge, Left Hand	PSS	Each
FH70-RH-PSS	70mm Tritus Flush Lift Off Butt Hinge, Right Hand	PSS	Each
FH70-LH-PSB	70mm Tritus Flush Lift Off Butt Hinge, Left Hand	PSB	Each
FH70-RH-PSB	70mm Tritus Flush Lift Off Butt Hinge, Right Hand	PSB	Each
FH70-LH-PPB	70mm Tritus Flush Lift Off Butt Hinge, Left Hand	PPB	Each
FH70-RH-PPB	70mm Tritus Flush Lift Off Butt Hinge, Right Hand	PPB	Each
FH70-LH-PBK	70mm Tritus Flush Lift Off Butt Hinge, Left Hand	PBK	Each
FH70-RH-PBK	70mm Tritus Flush Lift Off Butt Hinge, Right Hand	PBK	Each

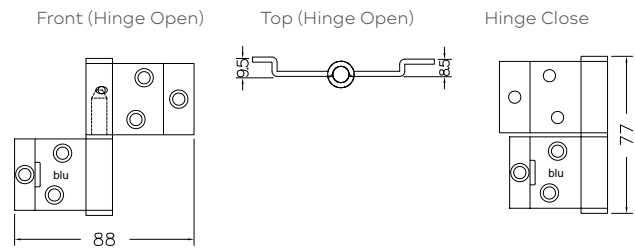


Left Hand Hinge shown

Left Hand Hinge (viewed from outside)



Right Hand Hinge (viewed from outside)



Visit www.coastal-group.com for CAD drawings

HEIGHT(mm)	WIDTH (mm)			
	< 500	501-600	601-700	701-800
1401 - 1500		3(3)	3(3)	3(4)
1301 - 1400	2(3)	3(3)	3(3)	3(4)
1201 - 1300	2(3)	3(3)	3(3)	3(4)
1101 - 1200	2(3)	3(3)	3(3)	3(4)
1001 - 1100	2(3)	3(3)	3(3)	3(3)
901 - 1000	2(2)	2(2)	2(2)	3(3)
801 - 900	2(2)	2(2)	2(2)	3(3)
701 - 800	2(2)	2(2)	2(2)	3(3)
601 - 700	2(2)	2(2)	2(2)	
501 - 600	2(2)	2(2)	2(2)	
< 500	2(2)			



Left Hand hinges shown

Hinge Quantity Chart

The chart above helps you select how many hinges you require based on your sash height & width. The numbers in brackets are the number of hinges required per sash when using triple glazing.

Hinge Handling Information

The hinges for this system are handed from the outside. They are cranked and designed to fit the Tritus groove detail, making them a handed product. The bottom part of the hinge with the pin fits into the 12mm groove in frame, with the pin uppermost, the other half of hinge fits into the 17mm groove in the sash with the hole facing downwards.

Window Handles

- Manufactured from 316 Marine Grade Stainless Steel.
- Ideal for use where corrosion levels are high such as coastal environments and with acidic timber.
- Part of a suited range of hardware.
- Available in Classic and Contemporary styles.





REG020

Regent Window Espagnolette Handle



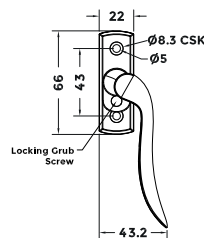
- High quality, elegant window espag handle.
- Lockable for added security.
- Sprung action to keep the lever in place.
- PBK finish has been successfully salt spray tested to 1000 hours, test: ASTM B117-2019.
- Solid 316 Stainless Steel
- Durability tested to 10,000 cycles

PART NUMBER	PRODUCT DESCRIPTION	FINISH	UNITS
REG020-LH-SSS	Regent lockable window espagnolette handle	SSS	Each
REG020-RH-SSS		SSS	Each
REG020-LH-PSS		PSS	Each
REG020-RH-PSS		PSS	Each
REG020-LH-PSB		PSB	Each
REG020-RH-PSB		PSB	Each
REG020-LH-PPB		PPB	Each
REG020-RH-PPB		PPB	Each
REG020-LH-PBK		PBK	Each
REG020-RH-PBK		PBK	Each
REG020-LH-ORB*		ORB	Each
REG020-RH-ORB*		ORB	Each

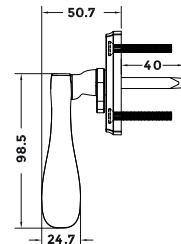
* ORB is a powder coated finish
For handing information, see page 101.



Front Profile



Side Profile



Visit www.coastal-group.com for up-to-date CAD drawings



Suited door handle available.
See page 29.



TBH020

Opera Window Espagnolette Handle



- High quality, classic style window espag handle.
- Lockable for added security.
- Sprung action to keep the lever in place.
- PBK finish has been successfully salt spray tested to 1000 hours, test: ASTM B117-2019.
- Solid 316 Stainless Steel

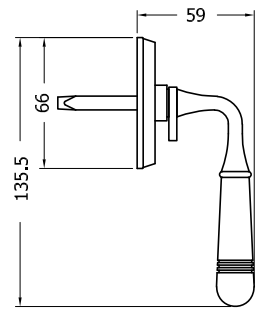
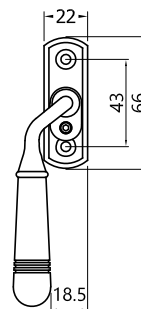
PART NUMBER	PRODUCT DESCRIPTION	FINISH	UNITS
TBH020-LH-SSS	Opera lockable window espagnolette handle	SSS	Each
TBH020-RH-SSS		SSS	Each
TBH020-LH-PSB		PSB	Each
TBH020-RH-PSB		PSB	Each
TBH020-LH-PBK		PBK	Each
TBH020-RH-PBK		PBK	Each

For handing information, see page 101.



Front Profile

Side Profile



Visit www.coastal-group.com for CAD drawings

Suited door handle available.
See page 30-31.



Contemporary Window Handle

- High quality, contemporary window espagnolette handle.
- Lockable for added security.
- Ideal for use where corrosion levels are high such as coastal environments and with acidic timber.
- Made from Solid 316 Marine Grade Stainless Steel.



SST94 Contemporary Window Handle - Inline



- Slim inline profile makes it ideal for slimline casement windows.
- Universal handing.
- Durability: BS EN 1191:2012 - 10,000 Cycles.
- PBK finish has been successfully salt spray tested to 1000 hours, test: ASTM B117-2019.

Note: This window handle is designed for use on slim profiles such as used on aluminium, steel or uPVC windows. The stem could collide with the frame when used on some timber windows, please check the drawings for more details.

PART NUMBER	PRODUCT DESCRIPTION	FINISH	UNITS
SST94-SSS	Contemporary lockable window espagnolette handle - inline	SSS	Each
SST94-PBK		PBK	Each

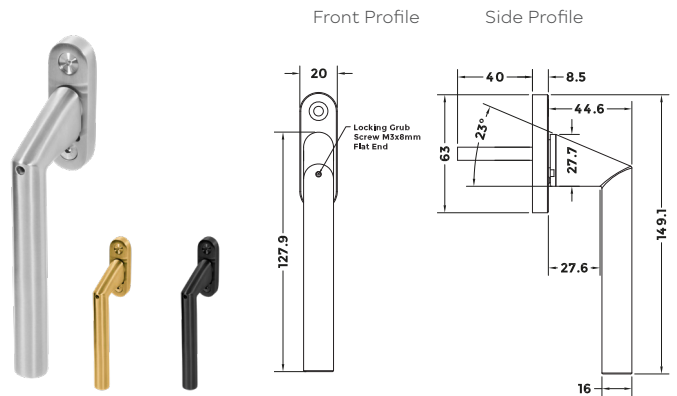
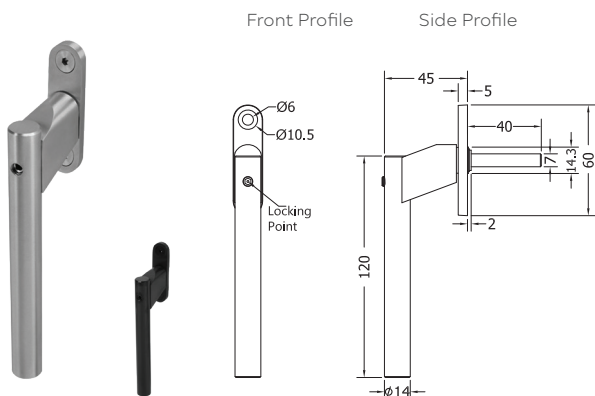
SST100 Contemporary Window Handle - Inline Angled



- Slim inline profile makes it ideal for slimline casement windows.
- Sprung action to keep the lever in place.
- Universal handing.
- Durability: BS EN 1191:2012 - 10,000 Cycles
- PBK finish has been successfully salt spray tested to 1000 hours, test: ASTM B117-2019.

PART NUMBER	PRODUCT DESCRIPTION	FINISH	UNITS
SST100-SSS	Inline angled lockable window espagnolette handle	SSS	Each
SST100-PSB*		PSB	Each
SST100-PBK		PBK	Each

* Available Q4 2023.





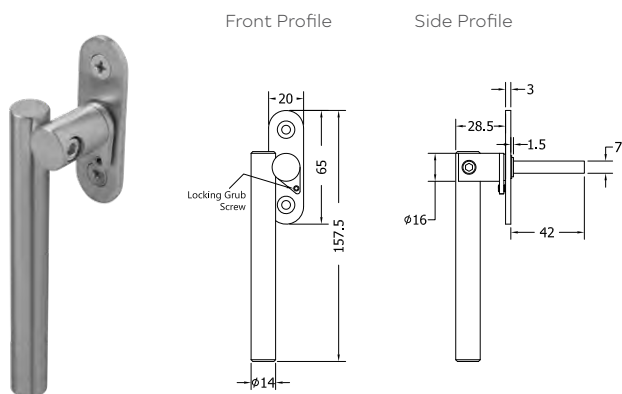
SST81

Contemporary Window Handle - Offset


- Offset handle design provides increased knuckle clearance for easy operation.
- Only suitable for use on a timber window.

PART NUMBER	PRODUCT DESCRIPTION	FINISH	UNITS
SST81-LH-SSS	Contemporary lockable window espagnolette handle - offset	SSS	Each
SST81-RH-SSS		SSS	Each

For handing information, see page 101.



Suited door handles available. See page 34-36.



SST87

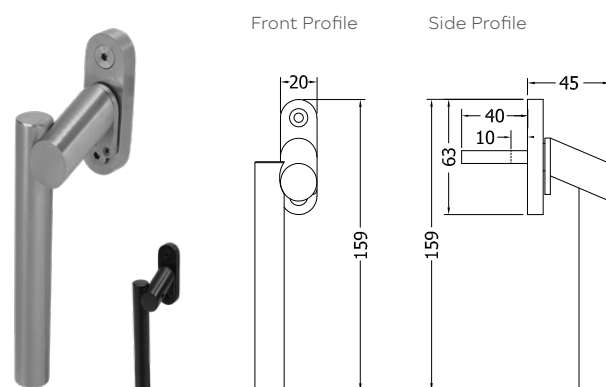
Contemporary Window Handle - Cranked



- Sprung action to keep the lever in place.
- Cranked angled handle design helps prevent handle stub from clashing on the frame.
- Durability: BS EN 1191:2012 - 10,000 Cycles.
- PBK finish has been successfully salt spray tested to 1000 hours, test: ASTM B117-2019.

PART NUMBER	PRODUCT DESCRIPTION	FINISH	UNITS
SST87-40-LH-SSS	Contemporary lockable window espagnolette handle - cranked - 40mm spindle	SSS	Each
SST87-40-RH-SSS		SSS	Each
SST87-40-LH-PBK		PBK	Each
SST87-40-RH-PBK		PBK	Each
SST87-10-LH-SSS	Contemporary lockable window espagnolette handle - cranked - 10mm spindle	SSS	Each
SST87-10-RH-SSS		SSS	Each

For handing information, see page 101.



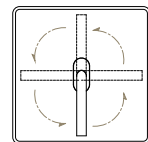


TTH50

Tilt & Turn Window Handle



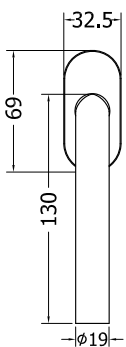
- 4-stage click action for superior operation holding the handle in the open or closed positions.
- Mounted on an oval backplate enabling it to be fitted to slimline profiles.
- Clip-on cover conceals fixings.
- Solid 316 Marine Grade Stainless Steel lever.



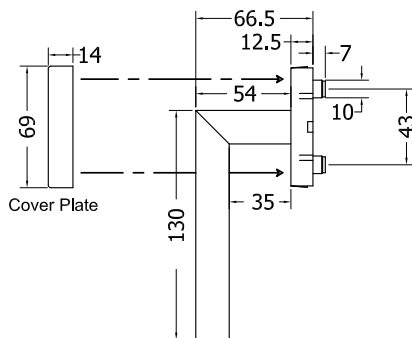
4 Stage Click Action

PART NUMBER	PRODUCT DESCRIPTION	FINISH	UNITS
TTH50-SSS	Mitred Tilt & Turn window handle	SSS	Each

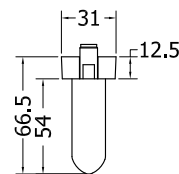
Front Profile



Side Profile



Top Profile



Suited range

- Door handles - pg. 34-36.
- Window handles - pg. 96-97



Visit www.coastal-group.com for CAD drawings



SST91 / SST93 Casement Window Stay



- Sleek, contemporary styled casement stay to suit both modern and classic designs .
- Made from solid 316 Stainless Steel.
- Supplied with peg and rest.

PART NUMBER	PRODUCT DESCRIPTION	FINISH	UNITS
SST91-SSS	290mm Casement stay	SSS	Each
SST93-SSS	220mm Casement stay	SSS	Each
SST91-PIN-SSS	Spare peg for SST91 or SST93 stay	SSS	Each



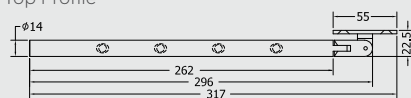
SST91 shown



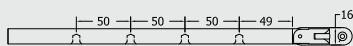
SST91-PIN

SST91

Top Profile

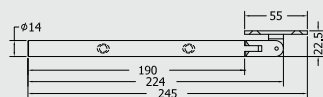


Front Profile




SST93

Top Profile



Front Profile



Pin

Side Profile



Top Profile



BFC45 Fanlight Catch

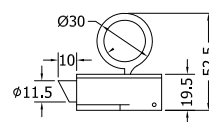
- High quality sprung fanlight catch, mainly for use on bottom hung casement windows.
- Smooth sprung action loop enables high level windows to be reached with a pole hook.
- Contains an extended bolt to suit radius or arched windows.

PART NUMBER	PRODUCT DESCRIPTION	FINISH	UNITS
BFC45-SSS	Fanlight Catch, Flat Plate Keep & Box Keep	SSS	Each

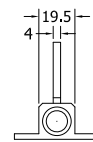


Catch

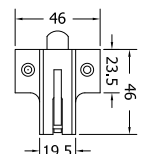
Side Profile



Top Profile



Front Profile

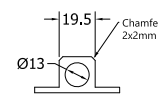


Box Keep

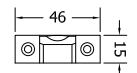
Side Profile



Top Profile

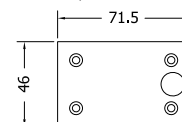


Front Profile

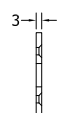


Flat Plate Keep

Top Profile



Front Profile



Visit www.coastal-group.com for CAD drawings



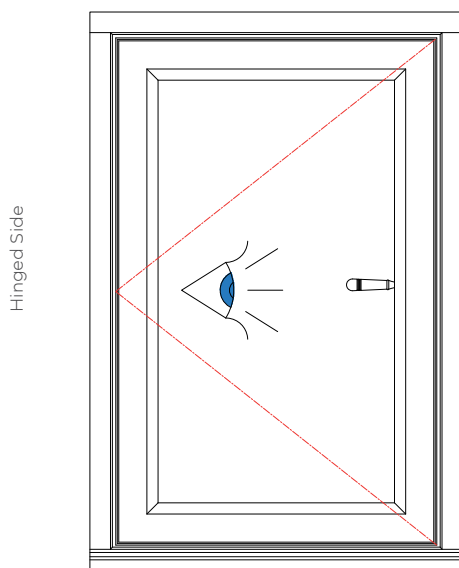
"It was an absolute no-brainer for us to choose BLU™ products to use at our Loo With A View conversion! The handles, hinges and other hardware are of the highest quality, in addition to the fact that they look stunning, with their sleek lines and elegant finish.

We wanted to use products that wouldn't rust, and wouldn't need to be replaced in a few months, or even years down the line, and we have great faith that we have made the right decision!"

Property Developer, Cornwall



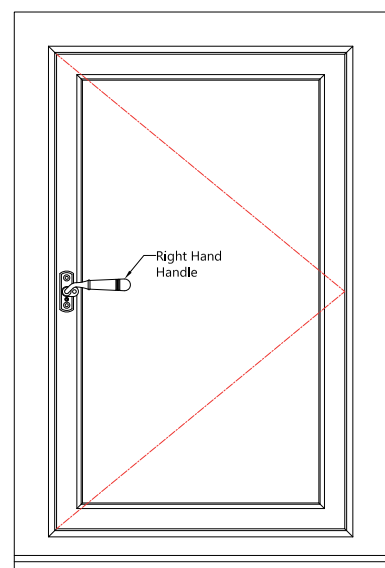
Casement Window Handing



Hinged Side

Lock / Handle Side

Outside the Property



Lock / Handle Side

Hinged Side

Inside the Property

If you require handed hinges, such as the 'Tritus Lift-Off Butt Hinges', the hinges you would need for the 'Left Hand' window drawn above would be 'Left Hand' hinges. Hinges for windows are handed looking at the window from outside the property.

The handle required for the 'Left Hand' hinged window drawn above is a 'Right Hand' Handle. Handles are handed looking at the window from inside the property. The handing for the handle shown on the drawing above is a right hand - the hand you would typically use to open the window.

Product Care & Maintenance

- Stainless steel does need looking after.
- Like all materials unless cared for properly, stainless steel will become stained or discoloured over time - as the name 'stainless' suggests it is 'stain less' not 'stain free'.
- The best and most effective way to care for and maintain your stainless steel hardware is by using our DR121 Stainless Steel Renovation Kit.



DR121

Stainless Steel Renovation Kit

- The kit includes 100ml stainless steel cleaner solution, 100ml stainless steel conditioner, application pad and gloves.
- The DR121 cleaner is a liquid solution that cleans and polishes, removing contamination, tarnish, tea staining, surface rust and on-site dust and dirt without attacking the metal.
- Used regularly, it keeps stainless steel hardware sparkling clean and looking like new.
- Essential for keeping hardware cleaned and maintained that is fitted on property situated on or near the coast.
- DR121-CO is a neutral liquid conditioner for use after the metal surface has been cleaned with DR121-CL cleaner.
- The conditioner can also be used for daily cleaning and maintenance of slightly soiled metal surfaces.
- Note the white (scrubbing) side of the sponge is only suitable for use on raw/satin stainless steel and only in the direction of the finished brush lines on the steel.



PART NUMBER	PRODUCT DESCRIPTION	UNITS
DR121	Stainless steel renovation kit	Per kit
DR121-CL	Stainless steel cleaner only	100ml



Tea Staining and How To Remove/Prevent It

WHAT IS TEA STAINING? IT ISN'T RUST!

Tea staining is when the surface of the stainless steel is discoloured by corrosion.

It is a cosmetic issue that takes place on contaminants sitting on the surface of the stainless steel, it does not affect the structural integrity or lifetime of the material.

HOW TO REMOVE/PREVENT TEA STAINING.

Regular cleaning and conditioning of your hardware will help prevent tea staining occurring as per the care and maintenance guide provided with your product and detailed on the opposite page.

Instances of tea staining can be removed using our DR121 Stainless Steel Renovation Kit shown on page 103.

Tea stained handle before and after using DR121

Before

After



The handle shown above in the left hand image is an example of a tea stained handle. The same handle is then shown above in the right hand image following cleaning by our BLU™ DR121 and an application of DR121 Conditioner.

The results speak for themselves with the handle looking like new again.

Hardware Product Care and Maintenance

To help you care for the BLU™ product range please follow the guidelines below.

During installation and whilst building work is being carried out the hardware should be covered to protect it from dust, dirt and scratching.

Immediately after fitting and installation

- Product should be cleaned using a soft cloth and mild soapy water then dried immediately with a clean, soft cloth.

Monthly Care and Maintenance

- Clean regularly with a soft, dry cloth or duster.
- Rubbing or wiping should be carried out in the direction of the polish/finishing lines, not across them.
- Product should be washed monthly using a soft cloth and mild soapy water then dried immediately with a clean, soft cloth - especially if fitted on or near the coast.
- Fingerprints can be removed by washing product as above.

Six Monthly Care and Maintenance

- If this product has a polished stainless steel or satin stainless steel finish then our DR121 Stainless Steel Renovation Kit should be used at least every six months to help maintain this product in pristine condition.

This is available from www.coastal-group.com.

Please note:

- DO NOT use oily rags or greasy cloths when wiping the product surface.
- DO NOT use bleach, abrasive cleaners, caustic or acid based cleaning materials, or detergents containing chloride, or any other strong household cleaning products.
- DO NOT use abrasive materials, files or other hard objects against the product surface.
- This product should be protected from dust and dirt during any construction work.
- PVD coatings may fingerprint so we suggest during installation of the product that you handle it with clean gloves or cloths to guard against stains or fingerprints. Fingerprints can be removed by washing product with a mild soap and water solution, then dried.
- If a softer metal such as a ring or a key marks the surface, it is possible some of this metal may have been left on the PVD coated surface. In this case use a soft cloth and mild, non-acidic cleaner to remove the soft metal deposit.





"Coastal's range of premium hardware accessories is the ideal finishing touch for our high-end timber core composite doors. Aesthetically, the products look fantastic, they are perfectly in tune with consumer trends and can be styled to create a range of looks from traditional to ultra-modern."

"The service we have received from Coastal when promoting their range of premium hardware accessories is first class. Product images, promotional copy and samples are always readily available. The sample boards that Coastal manufacture have been a fantastic addition to our own retail showroom."

Endurance Doors

Marketing Resources

Ask about our marketing resources available including Showroom Display Boards, Posters, and high quality product images for your brochures and website.

Contact us on sales@coastal-group.com or 01726 871 025 to discuss your requirements. Or visit our website to download CAD files, data cards and product images.






Inspiration Gallery

Showcasing some of our customers' quality workmanship with our BLU hardware featured.









For more inspiration, follow Coastal Group on



Hints and Tips to Improve your Project Photography

Do you struggle with taking good photos that showcase the quality of your work? We all fall into the same trap but making a few small tweaks can make a huge difference to the quality of your photograph. We've listed below some points we've found helpful during our own photoshoots.

Adjusting the image resolution on your phone/camera

- Use the best quality image settings on your phone/camera.
- When sending the photos, please make sure to email them as original files without reducing file size.

Include as much as you can within the photo

- Holding your phone/camera landscape instead of portrait. Simply turning your phone/camera on its side gives more of an area to work with your photo.
- Try and include as much of the house or room in a shot as possible to allow your viewer to understand the concept of your work better.
- Frame the door/window so that there's some extra space around it. This gives the building context and will focus the eye on your work.

Photograph from an angle

- Taking the photograph from an angle shows the architectural lines and gives more dimension.
- Choose your angle, kneel down, and take the shot upwards – a shot taken around 100cm from the floor is best. An angled view taken low and from the side will also make a great shot.

Stabilise your phone/camera by resting it on an object

- Try resting your phone/camera on something, this will help keep the angle straight and stop it from shaking/blurring.

Watch out for any reflections in your photos

- Try not to catch yourself or any of your equipment reflecting in the glass.

Be mindful of the weather forecast and avoid using the flash

- Sunshine and blue skies showcase your work at its best. If you are outside and have an outside light source use it, as it will highlight your work. If you are indoors then use as much natural light as possible; open blinds, curtains, etc. and turn the lights on. Whether indoors or out, ensure that your light source is behind you. Avoid using the flash as it tends to result in an awkward reflection or a bad glare.

Remember to tidy up before you take a photo

- Cleaning the doors, windows and hardware and tidying up both inside and outside before you take your photo will create a much better photo and showcase the quality of your workmanship.

Take as many photos as you can

- Taking multiple photos will give you a variety to choose from and capture your work from different perspectives. The first photo you take is often not the best one.

Remember to tag Coastal Group on social media





Like to see your finished door and window projects feature on our website?

Send Hi-Res (original file) photos of your projects to: marketing@coastal-group.com

Looking for inspiration? Visit the 'OUR WORK' section on our website to see examples and case studies of some of the work our clients have produced using our products.



COASTAL

Show VAT About us News Quick Order Quick Quote LOG IN

Search for products Q Call: 01726 871025 Your Basket

INSPIRATION PRODUCTS BRANDS SERVICES RESOURCES HELP

The architect for this stunning contemporary new-build in the Midlands was looking to specify a high quality contemporary pull handle that looked a little different to the usual. Not wanting to sacrifice quality, they settled on our **HAB9 'V' Style Pull Handle** from our **BLU 316 Marine Grade Stainless Steel Range**. The results speak for themselves as you can see.

The **KM045 Stainless Steel Oval Escutcheon** completes the suited look.

[VIEW HAB9 'V' STYLE PULL HANDLE](#)

[VIEW KM045 STAINLESS STEEL OVAL ESCUTCHEON](#)

462

Frustrated with Black Antique hardware? Ask us about DURATIQUE - your ultimate antique hardware, made from stainless steel.

DURATIQUE brings you many benefits including:

- No more issues of rusting black antique hardware - manufactured from a base material of Stainless Steel to prevent it corroding.
- No more inconsistent product making it time consuming to fit - CNC machined screw holes ensure consistency of dimensions between fixing points and euro profile cut out.
- No more sagging handles and rattling spindles - high quality dual sprung mechanism and spindle ensures a nice positive action and returns the handle consistently to its original position.
- Part of a suited range of antique door hardware made from stainless steel.



The range currently includes...

Door handles, letter plates, cylinder pull, centre door knob, door knocker and escutcheon. Visit coastal-group.com for more information or contact us on sales@coastal-group.com or 01726 871 025.





Other products you might be interested in...

We have a whole range of door and window hardware available. Visit coastal-group.com for more information or contact us on sales@coastal-group.com or 01726 871 025.





Shaping the future.



COASTAL

COASTAL GROUP

Head Office: Global House, Bojea Industrial Estate, St Austell, Cornwall, PL25 5RJ, UK

T 01726 871 025 E sales@coastal-group.com W coastal-group.com

Follow us on:



© Coastal Specialist Ironmongery Ltd 2023