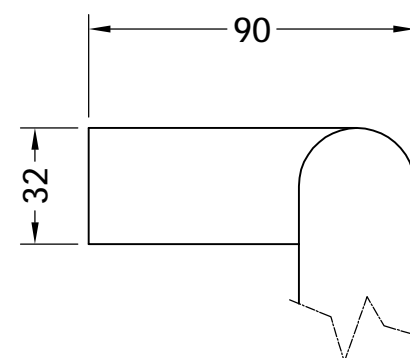
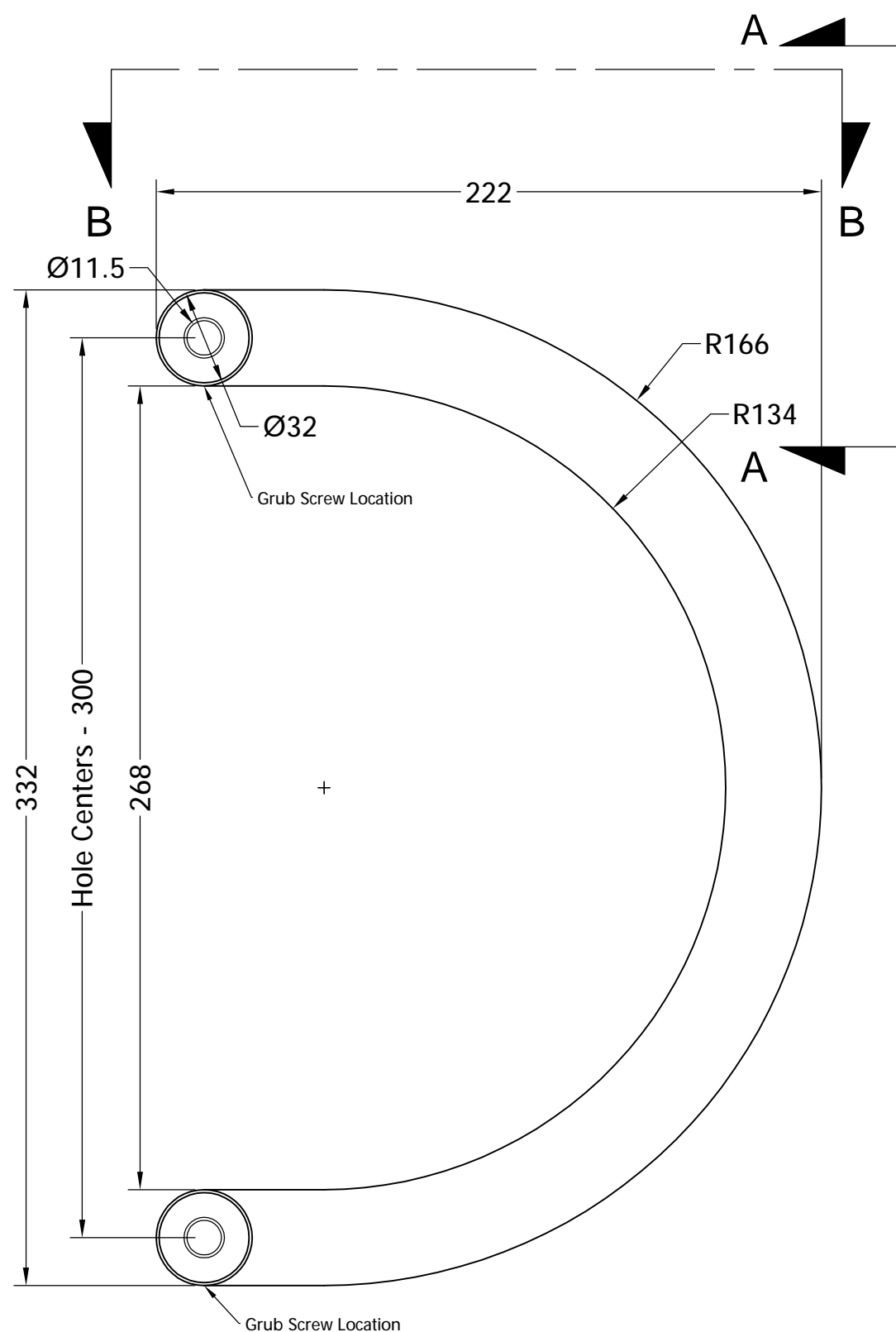



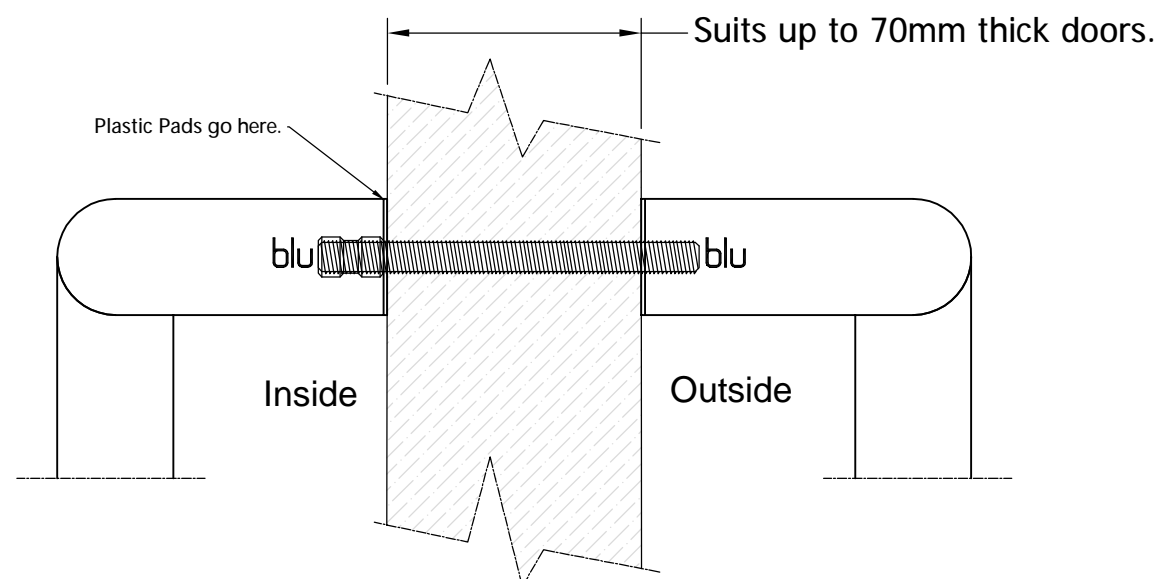
While every attempt has been made to ensure the accuracy and completeness of the information in this document some typographical or technical errors may exist. Blu Performance cannot accept responsibility for customers' losses resulting from the use of this document. Please also note that this drawing / design is subject to change without prior notice in accordance with our policy of continual product development. This drawing / design contains proprietary information that is protected by copyright and is property of Blu Performance. Blu Performance is at the leading edge in joinery hardware, customer care and quality are at the core of everything we do, you can be confident that a call to Blu will be the only call you need for all your joinery hardware needs.



Section A-A



Section B-B



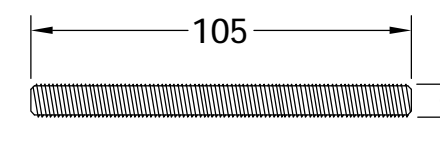
Assembled View (Back to Back Fix)



Plastic Pads



Fixing Sleeves



To suit up to 70mm thick doors.

Fixing Bolts



3mm Allen Key

WHATS INCLUDED IN THE BOX	
QTY	DESCRIPTION
1	EXTERNAL 'D' PULL HANDLE
1	INTERNAL 'D' PULL HANDLE
4	PLASTIC PADS
2	FIXING SLEEVES
2	FIXING BOLTS
1	3mm ALLEN KEY

	Global House Bojea Industrial Estate Trethowell, St Austell Cornwall, PL25 5RJ
t 01726 871025 f 01726 871731 e sales@blu-performance.com w www.blu-performance.com	
Customer Reference:	
<h2>blu Performance</h2>	
Drawing Title: <h3>300mm 'D' Pull Handle</h3> <h3>Back to Back Fixing</h3>	
Product Range / Project Reference	
<h2>HAB20-300-BB-SSS</h2>	
Other Information: Suits up to door thickness of 70mm.	
Date Drawn:	12/07/2016
Drawn By:	Phil Walklett
Drawing Number: BP-HAB20-300-BB-SSS.dwg	Revision: A
THIRD ANGLE PROJECTION	
	This drawing and specification are the property of Coastal Group, they are issued in strict confidence and shall not be reproduced, copied or used without written permission.
Scale: NONE	Sheet: 1 of 1