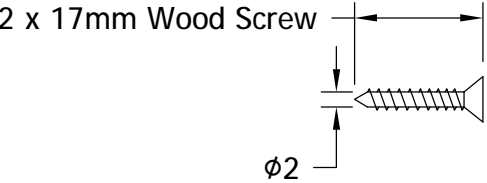
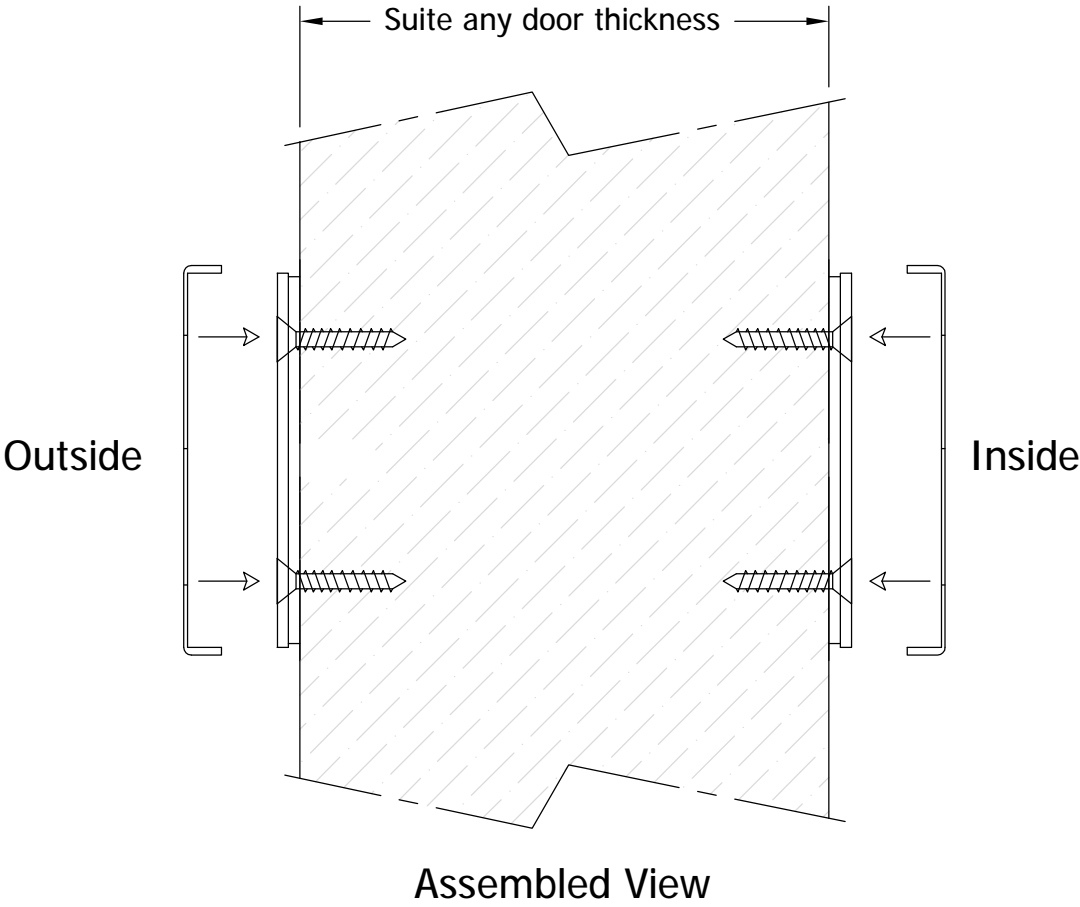
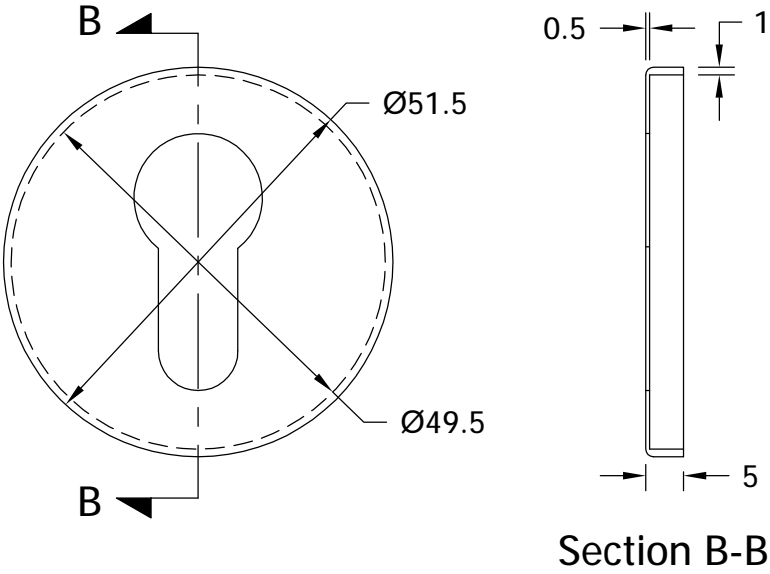
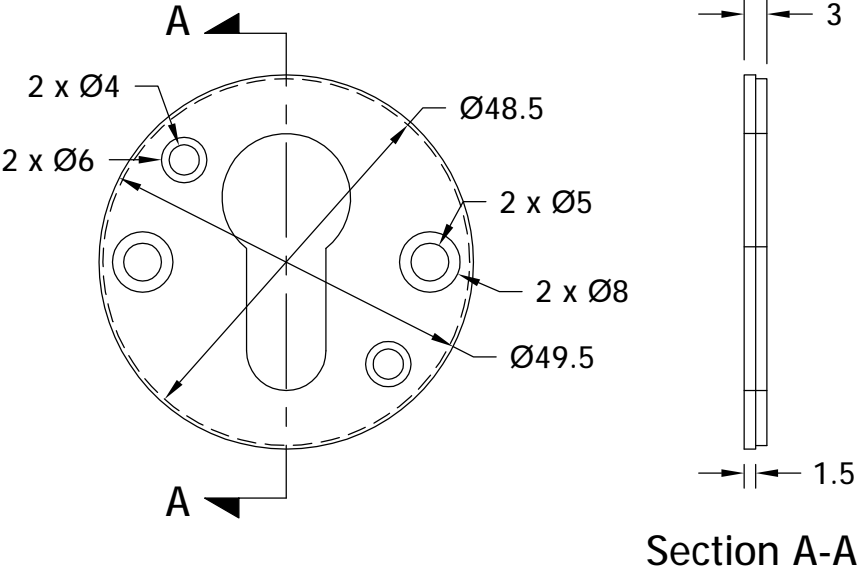


While every attempt has been made to ensure the accuracy and completeness of the information in this document some typographical or technical errors may exist. Blu Performance cannot accept responsibility for customers' losses resulting from the use of this document. Please also note that this drawing / design is subject to change without prior notice in accordance with our policy of continual product development. This drawing / design contains proprietary information that is protected by copyright and is property of Blu Performance. Blu Performance is at the leading edge in joinery hardware, customer care and quality are at the core of everything we do, you can be confident that a call to Blu will be the only call you need for all your joinery hardware needs.



Wood Screws

WHATS INCLUDED IN THE BOX	
QTY	DESCRIPTION
2	ESCUTCHEON PLATE
2	ESCUTCHEON COVER PLATE
4	WOOD SCREWS



Global House
Bojea Industrial Estate
Trethowel, St Austell
Cornwall, PL25 5RJ

t | 01726 871025 f | 01726 871731
e | sales@blu-performance.com
w | www.blu-performance.com

Customer Reference:

blu Performance

Drawing Title:
**5mm Euro Profile Escutcheon
316 Satin Stainless Steel**

Product Range / Project Reference
SE35-316-SSS

Other Information: **Will work on any door thickness.**

Date Drawn: **14/07/2016**

Drawn By: **Phil Walklett**

Drawing Number:
BP-SE35-316.dwg

Revision:
A

THIRD ANGLE PROJECTION

This drawing and specification are the property of Coastal Group, they are issued in strict confidence and shall not be reproduced, copied or used without written permission.

Scale: **1:1 @A3**

Sheet: **1 of 1**