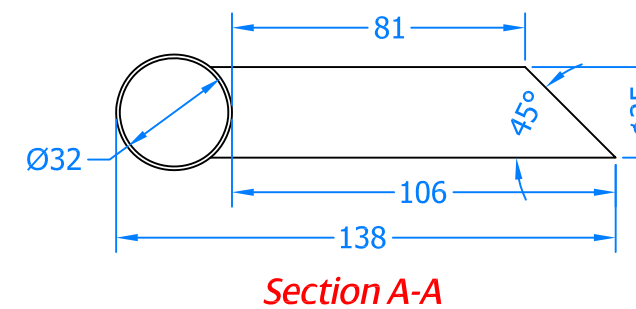
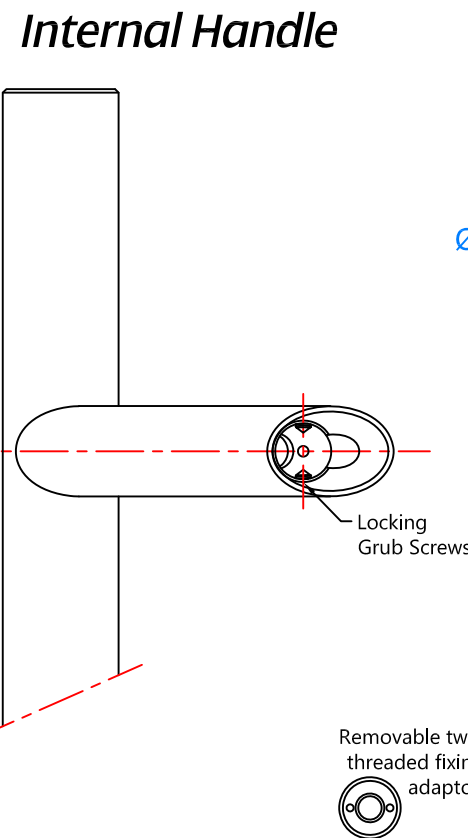
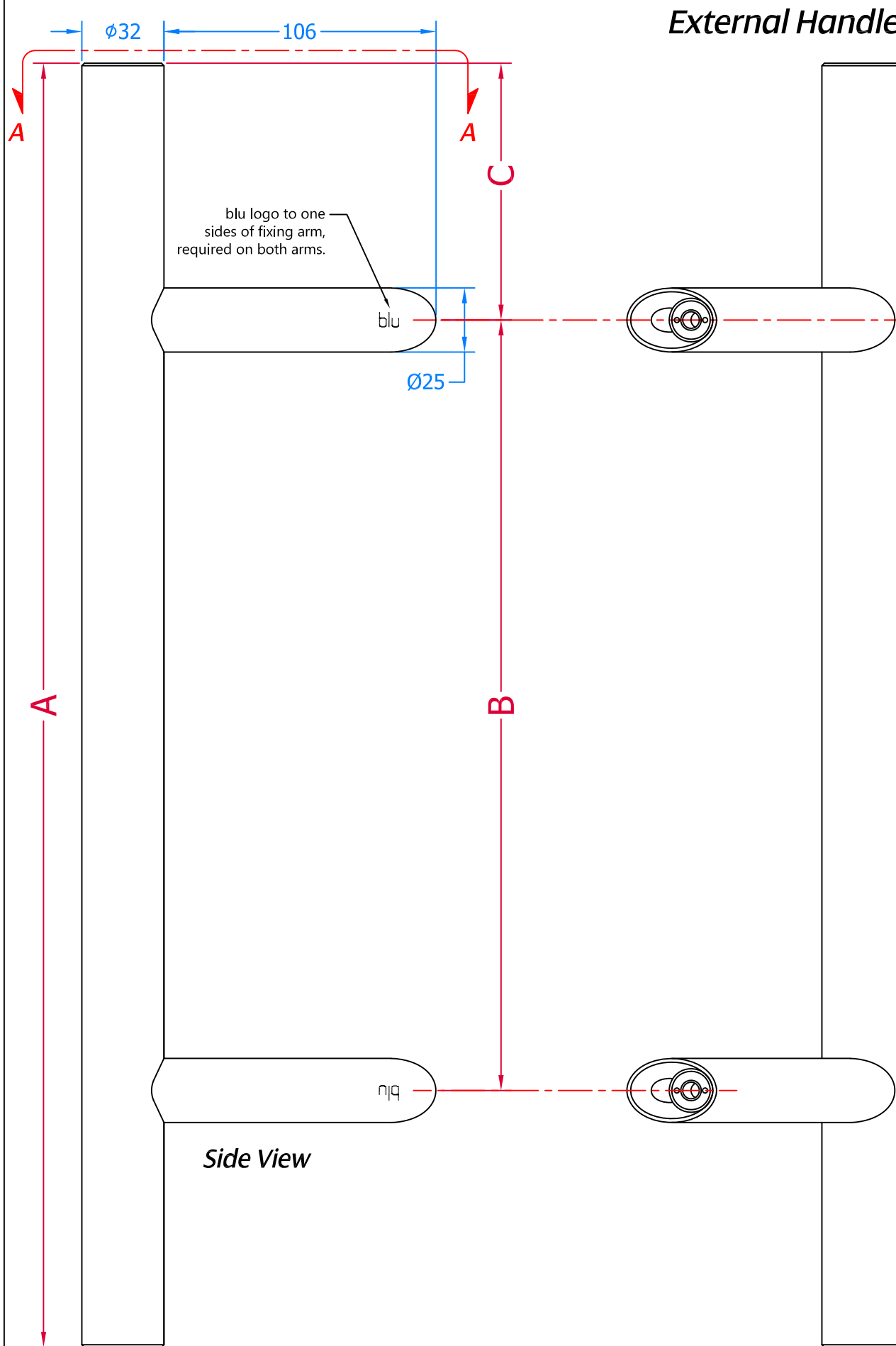


REVISION HISTORY

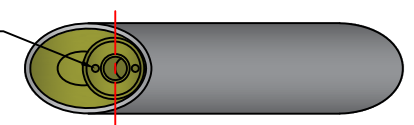
Revision	Description	DRFT	CHK	Date
A	Release	PW	BD	04/02/19
B	Added 900mm & 1500mm versions.	PW	BD	20/03/19



Internal Handle Arm

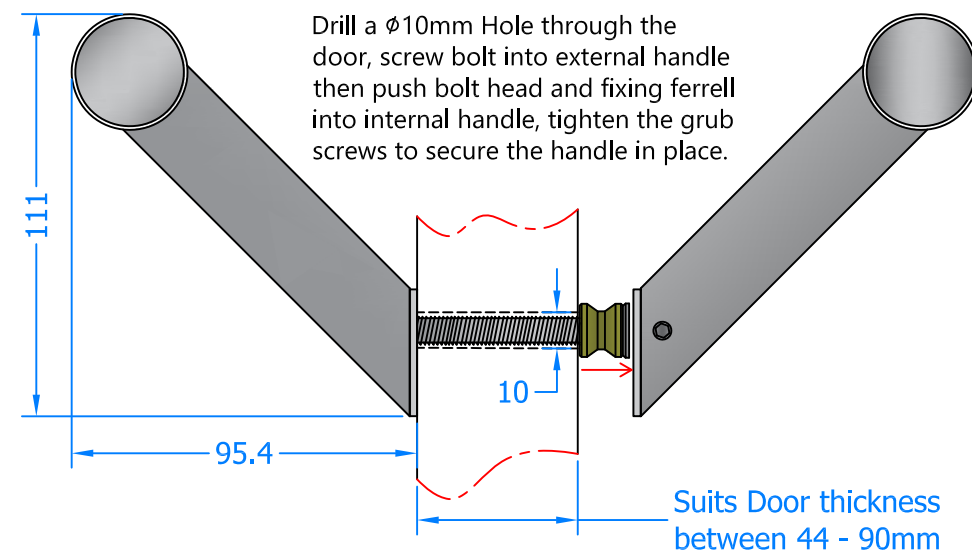


External Handle Arm



External Handle

Internal Handle



4 x Plastic Protector Pads
Not Required on Timber Doors

2 x Brass Ferrels

1 x 3mm Allen Key

2 x To suit up to 90mm thick doors.

2 x To suit up to 44mm thick doors.

Stainless Steel Fixing Bolts

Part Number	Length (A)	Centre (B)	Distance (C)
HAB6-400-BB	400mm	300mm	50mm
HAB6-545-BB	545mm	445mm	50mm
HAB6-600-BB	600mm	400mm	100mm
HAB6-800-BB	800mm	600mm	100mm
HAB6-900-BB	900mm	700mm	100mm
HAB6-1200-BB	1200mm	1000mm	100mm
HAB6-1500-BB	1500mm	1300mm	100mm
HAB6-1800-BB	1800mm	1600mm	100mm

Global House
Bojea Industrial Estate
Trethowel, St Austell
Cornwall, PL26 5RJ
t | 01726 871724
f | 01726 871731
sales@blu-performance.com
www.blu-performance.com

blu™ Performance

Drawing Title:
**HAB6 - Offset Round 'T' Bar Pull
Handle - Back to Back Fixing Method**

Product Range:
Stainless Steel Pull Handles

Additional Info:

Date Drawn: 20/03/2019
Drawn By: Phil Walklett
Part Number: HAB6-(SIZE)-BB-SSS
File Name: BP-HAB6-BB-SSS.dwg
Revision: B
Drawing Scale: Not to Scale
Sheet Number: 1 of 1

THIRD ANGLE PROJECTION

This drawing and specification are the property of blu Performance, they are issued in strict confidence and shall not be reproduced, copied or used without written permission.