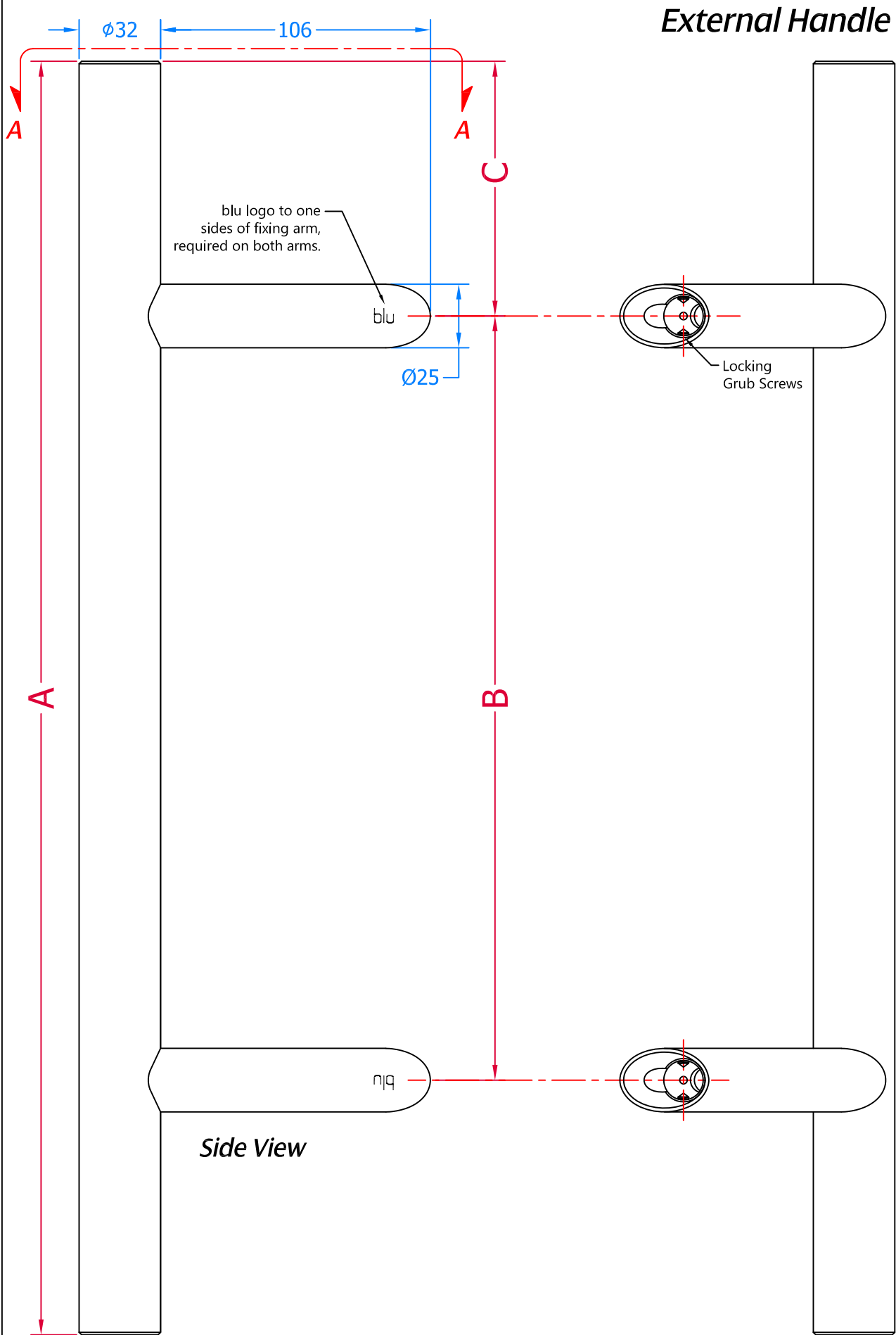


REVISION HISTORY

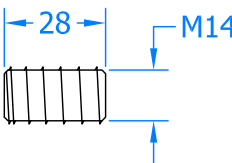
Revision	Description	DRFT	CHK	Date
A	Release	PW	BD	04/02/19
B	Added 900mm & 1500mm versions.	PW	BD	20/03/19



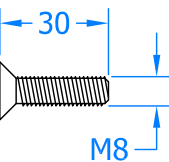
2 x Plastic Protector Pads  
Not Required on Timber Doors

2 x Brass Ferrels

1 x 3mm Allen Key



2 x Fixing Grommet



2 x Stainless Steel Fixing Bolts

Screw the fixing grommet into the door, then slide the fixing bolt into the brass ferrel then screw into the fixing grommet, then slide handle over brass ferrel and tightened the grub screws to secure.

Part Number	Length (A)	Centre (B)	Distance (C)
HAB6-600-SF	600mm	400mm	100mm
HAB6-900-SF	900mm	700mm	100mm
HAB6-1200-SF	1200mm	1000mm	100mm
HAB6-1500-SF	1500mm	1300mm	100mm
HAB6-1800-SF	1800mm	1600mm	100mm



Global House  
Bojea Industrial Estate  
Trethowel, St Austell  
Cornwall, PL26 5RJ  
t | 01726 871724  
f | 01726 871731  
sales@blu-performance.com  
www.blu-performance.com

blu™ Performance

Drawing Title:  
**HAB6 - Offset Round 'T' Bar Pull  
Handle - Secret Fixing Method**

Product Range:  
**Stainless Steel Pull Handles**

Additional Info:	
Date Drawn:	20/03/2019
Drawn By:	Phil Walklett
Part Number:	HAB6-(SIZE)-SF-SSS
File Name:	BP-HAB6-SF-SSS.dwg
Revision:	B
Drawing Scale:	Not to Scale
Sheet Number:	1 of 1



This drawing and specification are the property of blu Performance, they are issued in strict confidence and shall not be reproduced, copied or used without written permission.