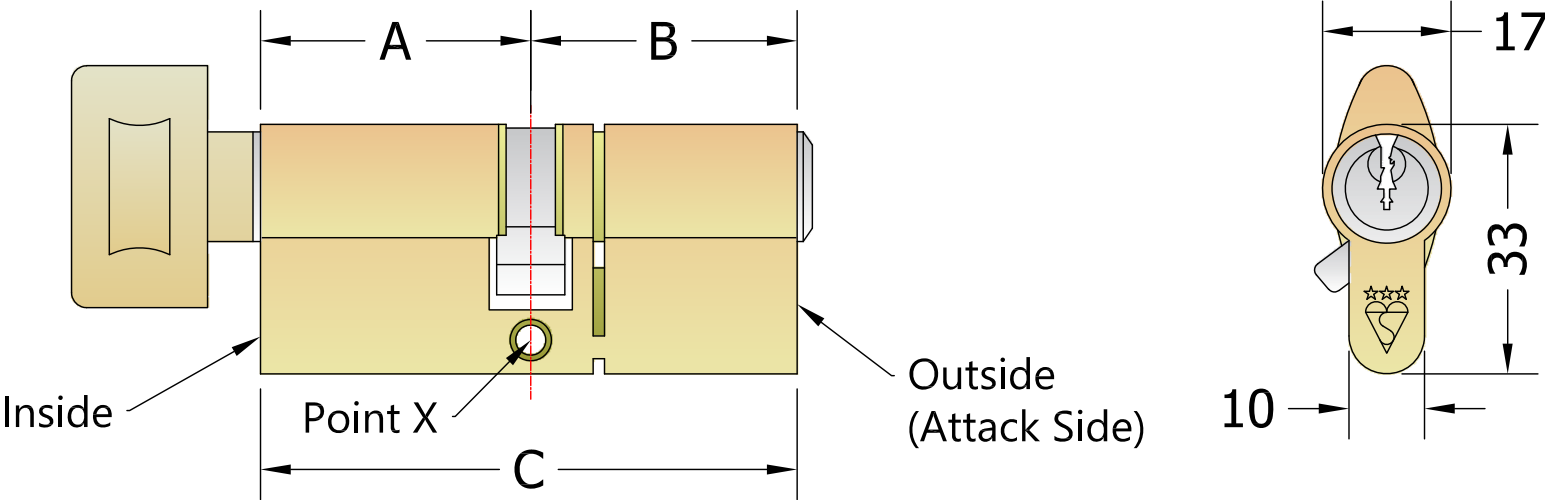


Euro Profile Cylinder Measuring Size Guide.

REVISIONS			
Revision	Description	Drawn By	Date
A	Released	PW	2/3/17

Thumb Turn / Key Cylinder



Cylinder Removal

- a) Remove the screw which passes from the door edge into the cylinder at Point X.
- b) Turn the key to align the cam with the body.
- c) Slide the cylinder out to the inside.

If a Euro Cylinder with Thumb Turn is fitted, there is no need to insert a key, just rotate the turn knob and slide the cylinder out to the turn knob side.

If the cylinder is tight and will not move you may need to loose the door furniture and/or locking mechanism to facilitate the removal of the cylinder.

Cylinder Measurement

Using the diagram to the left as a guide, take the measurement of A, B and C, the sum of A plus B should always equal C.

Measurement of A (Inside): _____ mm.

Measurement of B: (Attack Side): _____ mm.

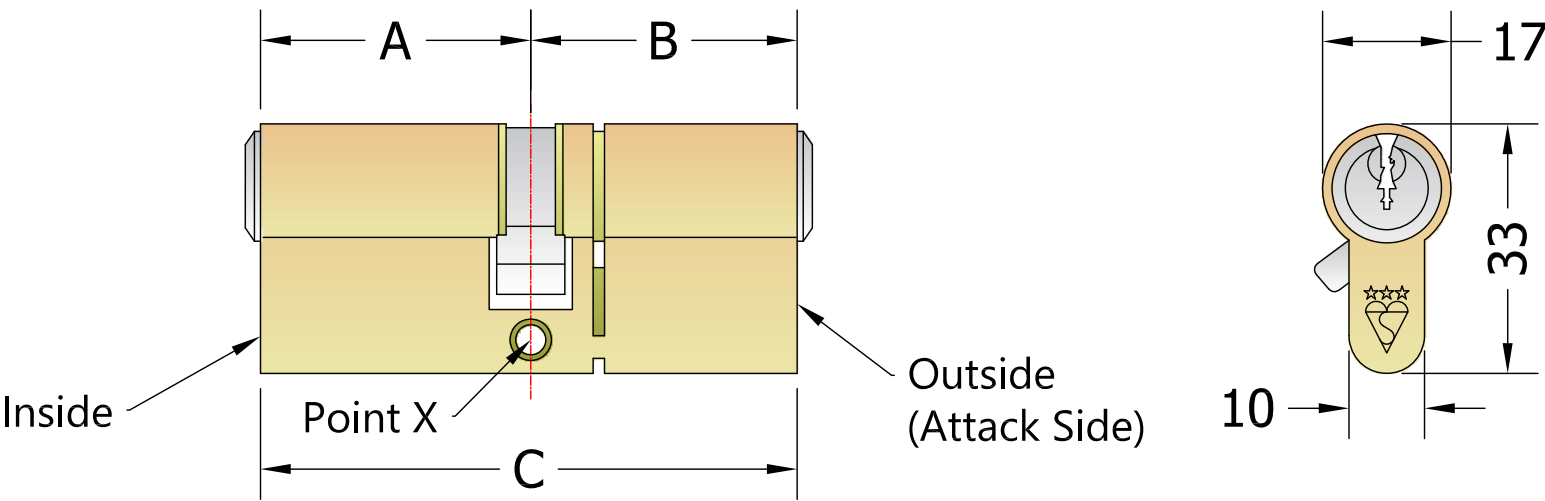
Measurement of C: (Overall Size): _____ mm.

Ideally the cylinder should fit flush with the door furniture/escutcheon. This is not always possible, but in all cases it should not project more than 3mm outwards from the furniture.

Cylinder Fitting

- a) Align the cam with the cylinder's body by turning the key.
- b) Slide the cylinder in from the key side.
- c) Replace the screw which passes from the door edge into the cylinder at Point X.

Key / Key Double Cylinder



Note: Cylinder part numbers explained:

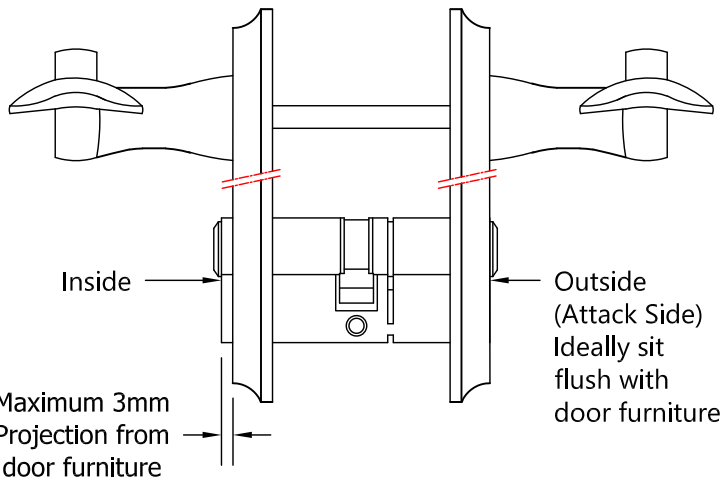
Example: **KPD4535-KTD-NK**

KPD (Double Cylinder) - 45 (Attack Side) - 35 (Inside) - KTD (Keyed to Differ) - NK (Nickel)

Example: **KPT3545-RKA-SB**

KPT (Thumb Turn Cylinder) - 35 (Attack Side Key) - 45 (Inside Thumb) - RKA (Random Keyed Alike) - SB (Satin Brass)

Measurement of A + B Should Always = C



Global House, Bojea Industrial Estate, Trethowel, St Austell, PL25 5RJ telephone 01726 871724 - fax 01726 871731 email sales@coastal-group.com - web www.coastal-group.com	
Drawing Reference:	
Coastal Group	
Drawing Title:	
Euro Profile Cylinder Measuring Size Guide	
Product Range:	
Cylinders & Thumb Turns	
Additional Info:	
3 Star Cylinder Shown	
Date Drawn:	02/03/2017
Drawn By:	Phil Walklett
Part Number:	Various
File Name:	CG-EPCYL-GUIDE.dwg
Revision:	A
Drawing Scale:	1:1 @ A3
Sheet Number:	1 of 1
THIRD ANGLE PROJECTION	
This drawing and specification are the property of Coastal Group, they are issued in strict confidence and shall not be reproduced, copied or used without written permission.	