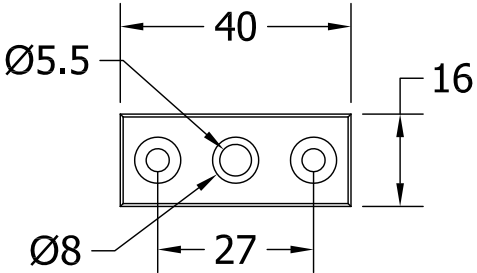
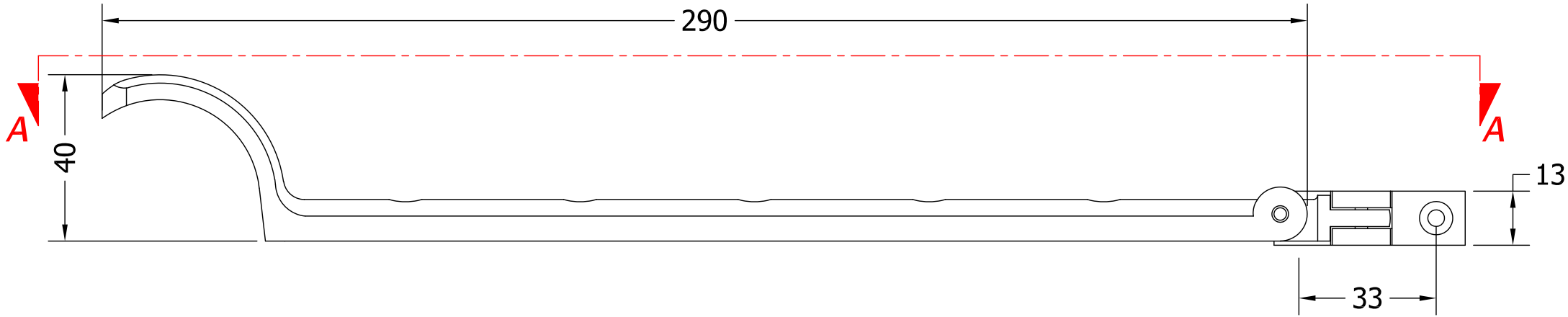
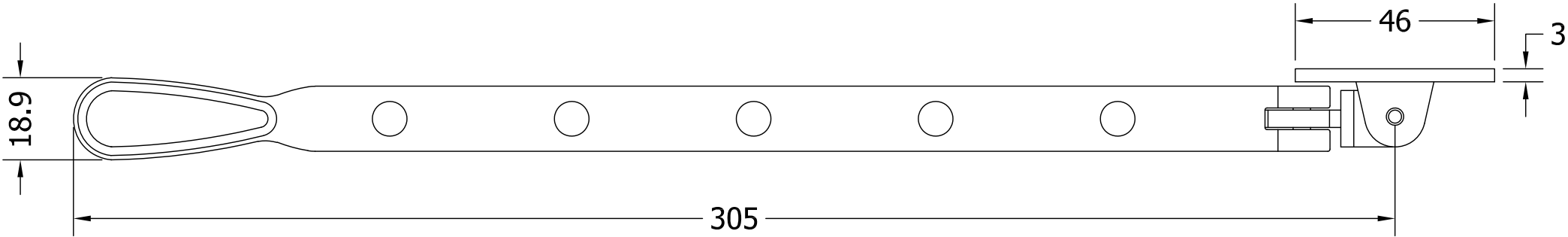


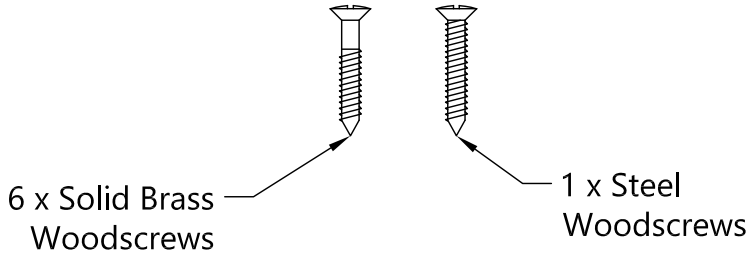
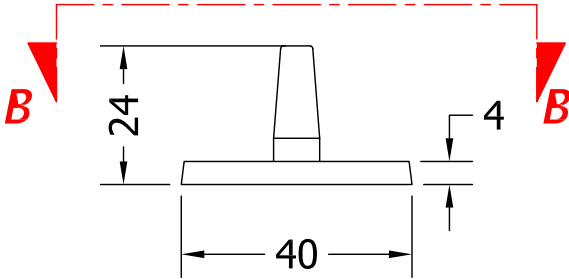
REVISIONS			
Revision	Description	Drawn	Date
A	Release	PW	25/1/18



Section B-B



Section A-A



This product is supplied with solid brass woodscrews and one steel screw, the steel screw is intended to be used to cut the thread prior to fixing the door furniture with the brass woodscrews.

We recommend the drilling of a small pilot hole into the solid wood doors to avoid sheering the brass screw heads. The use of power screwdrivers is not recommended as these can damage the finish or sheer off the brass screw head by slippage or excessive tightening of the screw.



Global House, Bojea Industrial Estate, Trethowel, St Austell, PL25 5RJ
Telephone | 01726 871725 - Fax | 01726 871731
Email | sales@coastal-group.com - Web | www.coastal-group.com

Drawing Reference:
Coastal Group

Drawing Title:
CC812 - Traditional Spoon End Casement Window Stay 12"

Product Range:
Window Furniture

Additional Info: 305mm - 12"

Date Drawn: 25/01/2018
Drawn By: Phil Walklett
Part Number: CC812
File Name: CG-CC812.dwg
Revision: A
Drawing Scale: None
Sheet Number: 1 of 1

THIRD ANGLE PROJECTION



This drawing and specification are the property of Coastal Group, they are issued in strict confidence and shall not be reproduced, copied or used without written permission.