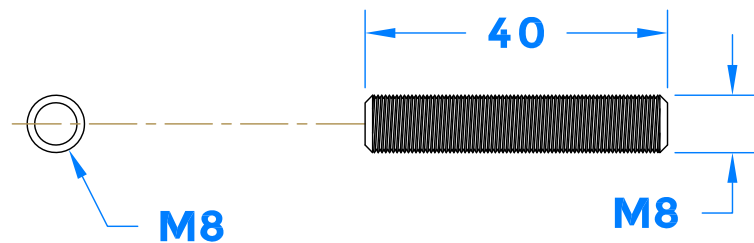
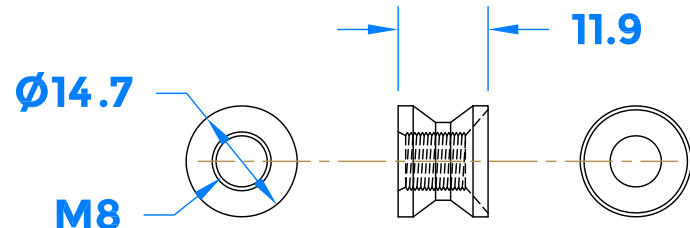


Drawing Revision History		
Revision	Description/Change	Date
A	Release	14/11/2022

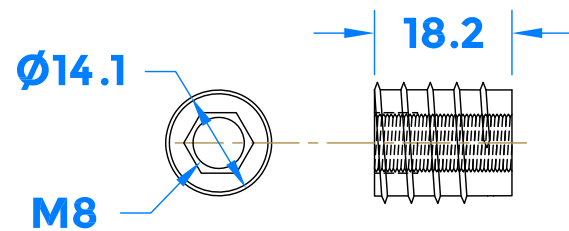
Secret Fix Fixing Kit (Timber Doors)



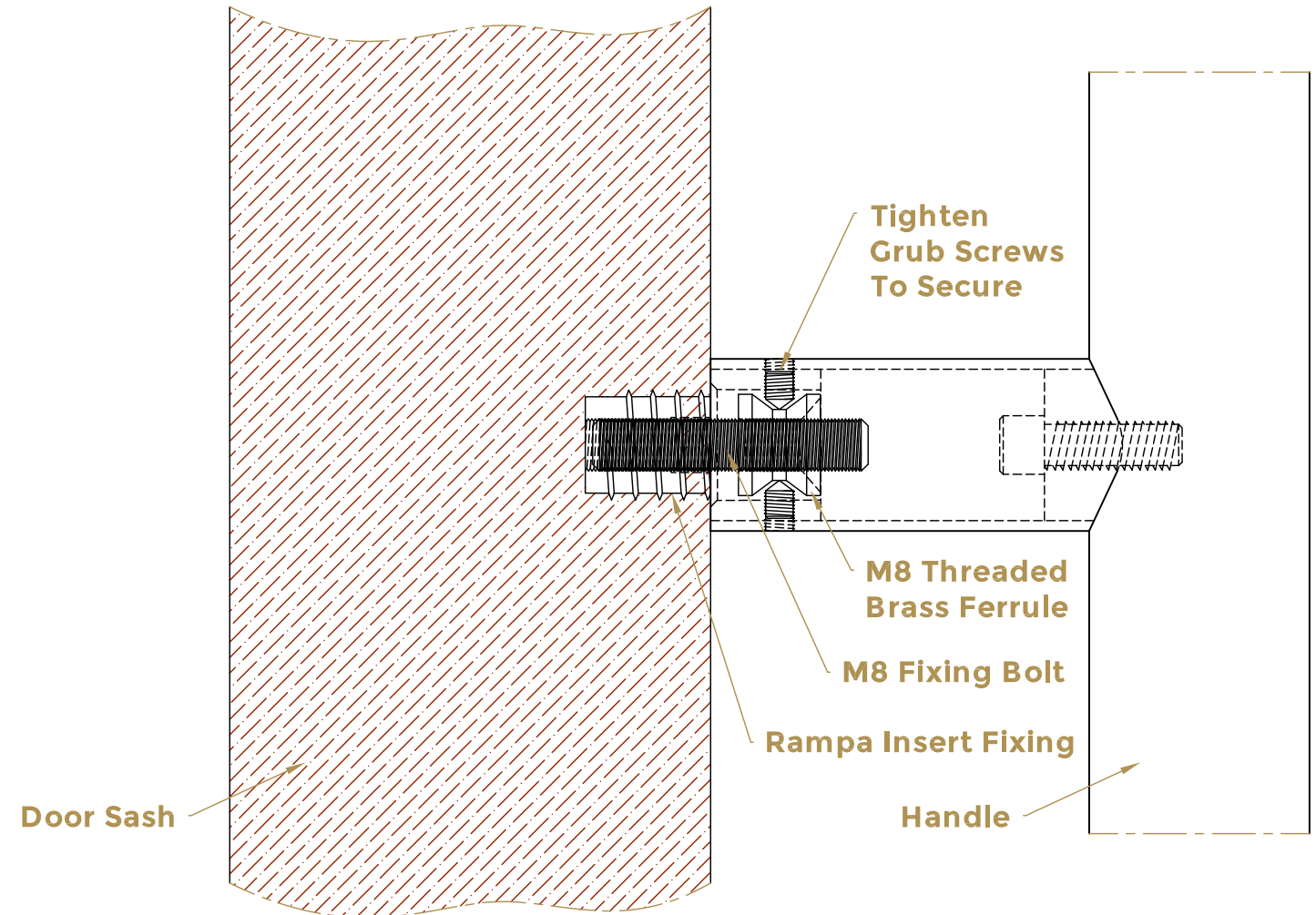
2 x FX-M8X40-USS
M8 Fixing Bolt



2 x FX-BFM8-SB
Threaded Brass Ferrule



2 x FX-RAM-1618M8-ZP
Rampa Insert Fixing



Fixing Instructions

Drill 2 holes no bigger than 14mm in diameter and 20mm deep in the required places to the outside face of the door, screw the Rampa Fixing Insert into the holes, there is an 8mm HEX head on one end use an Allen key to screw the fixing so it is flush with the face of the door. Screw the M8 threaded bar into the Rampa Fixing, fit the washers if required then screw the M8 Threaded Ferrule on to the M8 bar, locate the handle then tighten the grub screws.



coastal-group.com
Shaping the future.

COASTAL

Part Number / Drawing Title:
FX-UF-FK-SF - Secret Fix KIT For Various Products

Product Range:
Fixing Kits

Material: N/A

Additional Info:

Date Drawn: 14/11/2022

Drawn By: Phillip Walklett

Part Number: FX-UF-FK-SF

File Name: FX-UF-FK-SF.dwg

Revision: A

Drawing Scale: 1:1@A3

Sheet Number: 1 of 1

THIRD ANGLE PROJECTION

 This drawing and specification are the property of Coastal Specialist Ironmongery Ltd, they are issued in strict confidence and shall not be reproduced, copied or used without written permission.
EAOE - All dimensions are specified in mm.