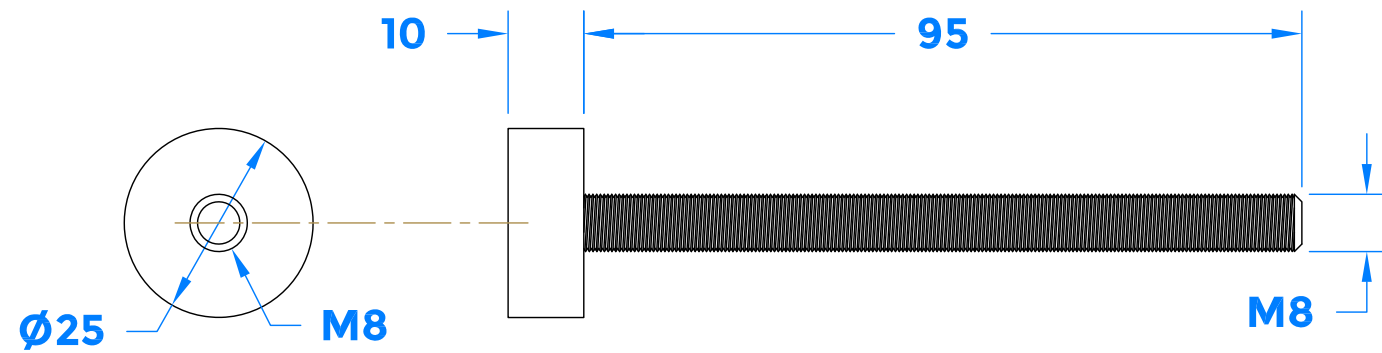
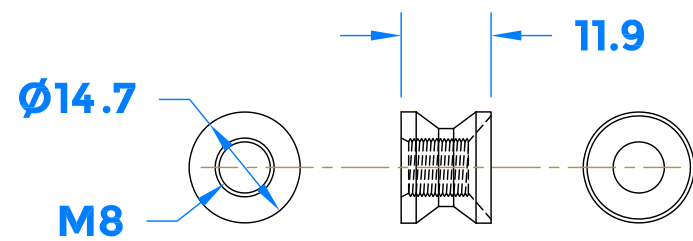


Drawing Revision History		
Revision	Description/Change	Date
A	Release	14/11/2022

Bolt Fix Fixing Kit



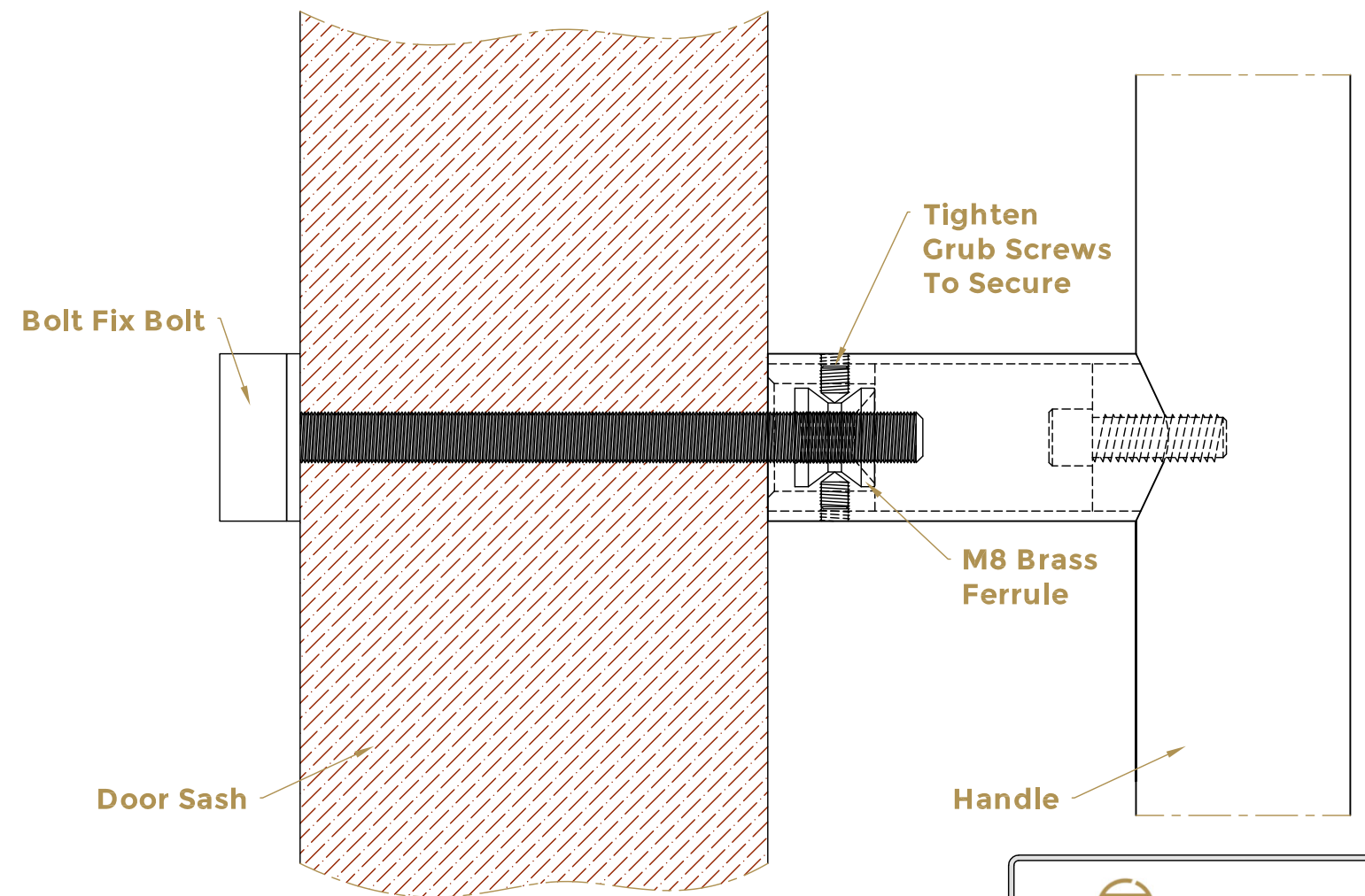
2 x FX-BF-M8X95-SSS
M8 Bolt Fixings



2 x FX-BFM8-SB
Threaded Brass Ferrule

Fixing Instructions

Slide the Nylon or Metal washer over the M8 fixing bolt if required then from the inside push the bolt through the door, again fit the washers if required then screw the threaded M8 brass ferrule from the outside onto the bolt to fix, then locate the handle and tighten the grub screws.





coastal-group.com
Shaping the future.

COASTAL

Part Number / Drawing Title:
**FX-UF-FK-BF - Bolt Fix KIT
For Various Products**

Product Range:
Fixing Kits

Material: N/A

Additional Info:

Date Drawn: 14/11/2022

Drawn By: Philip Walklett

Part Number: FX-UF-FK-BF

File Name: FX-UF-FK-BF.dwg

Revision: A

Drawing Scale: 1:1@ A3

Sheet Number: 1 of 1

THIRD ANGLE PROJECTION

This drawing and specification are the property of Coastal Specialist Ironmongery Ltd, they are issued in strict confidence and shall not be reproduced, copied or used without written permission.
EAOE - All dimensions are specified in mm.