


FITTING GUIDE

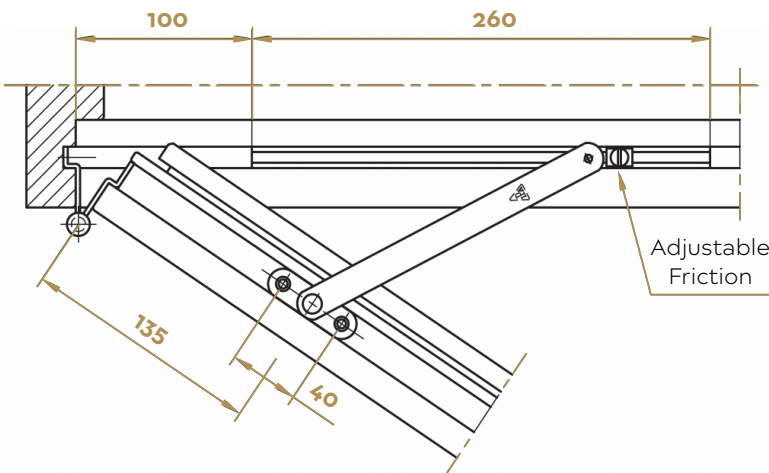
FC6050 ADJUSTABLE FRICTION STAY FOR WINDOWS

LIT-FG-FC6050

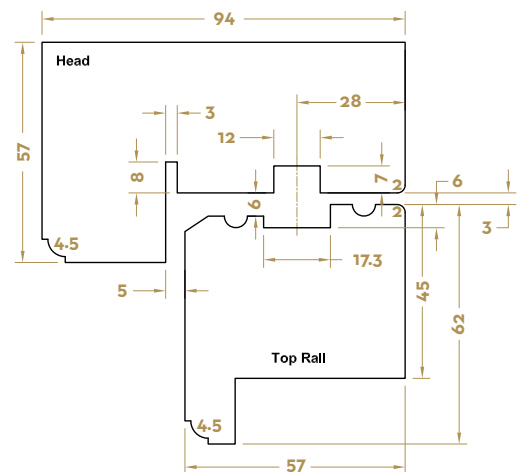


A MM	B MM	MATERIAL MM	SCREW	APPROX. WEIGHT KG / PCS.
12	400	17 X 3	4,0	0,21

- Concealed fitting
- Opens up till 100%
- Friction in all positions
- Adjustable friction
- Anodized aluminium rail



EXAMPLE WOOD PROFILE:



MAINTENANCE:

The fitting are not to be painted. Test the operation from time to time. When mounting - lubricate the pivot/movable metal parts of the mechanism while activating repeatedly.

Hereafter lubricate minimum twice a year. Do not lubricate the aluminium rail.



COASTAL

Shaping the future.