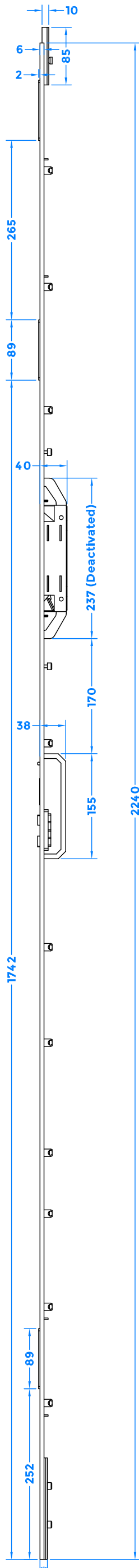
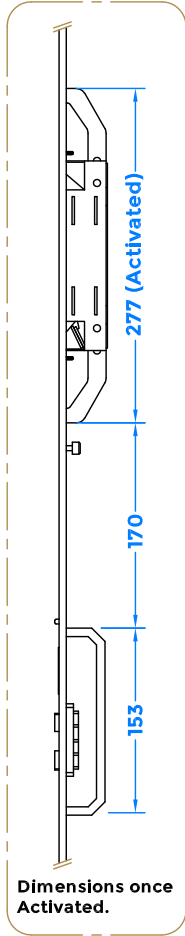
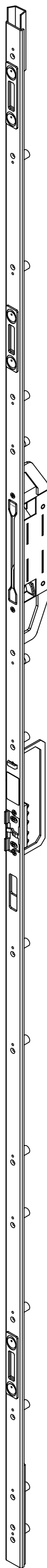


Drawing Revision History		
Revision	Description/Change	Date
A	Release	23/11/2021

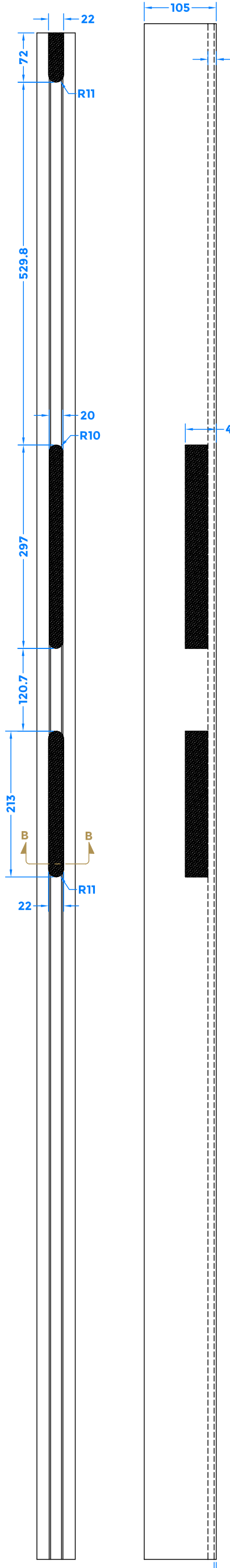
Left Hand Shown, Right Hand Opposite

Routing Preparation

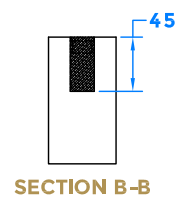
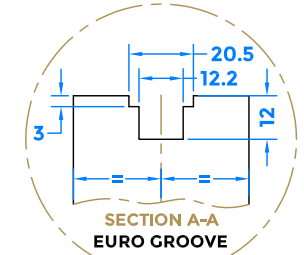
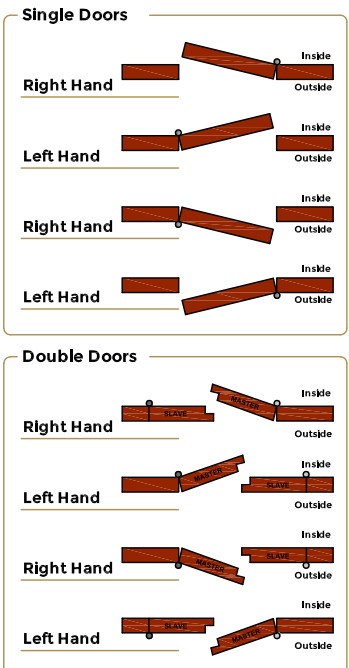
A
B
C
D
E
F
G



1) Push this button to start the locking mechanism.
2) Lift this lever to fully activate the locking mechanism.
Once activated press this button again and repeat in reverse to deactivate the locking mechanism.



Handing Diagrams



COASTAL *Shaping the future*
coastal-group.com

Part Number / Drawing Title:
ML30-3 Solo Slave Door Lock (SIZE 3)

Product Range:
Door Locks

Material: Silver Passivated

Additional Info: Left Hand Shown, Right Hand Opposite

Date Drawn: 23/11/2021

Drawn By: Philip Walklett

Part Number: ML30-3

File Name: ML30-3.dwg

Revision: A

Drawing Scale: Not to Scale

Sheet Number: 1 of 1

THIRD ANGLE PROJECTION

This drawing and specification are the property of Coastal Specialist Ironmongery Ltd. they are issued in strict confidence and shall not be reproduced, copied or used without written permission.
E&OE - All dimensions are specified in mm.

A
B
C
D
E
F
G