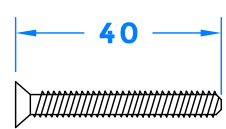
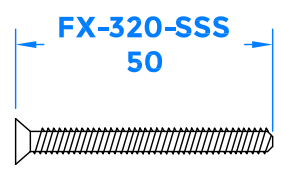
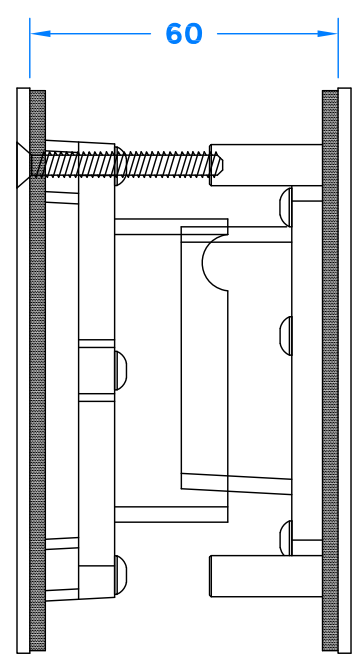
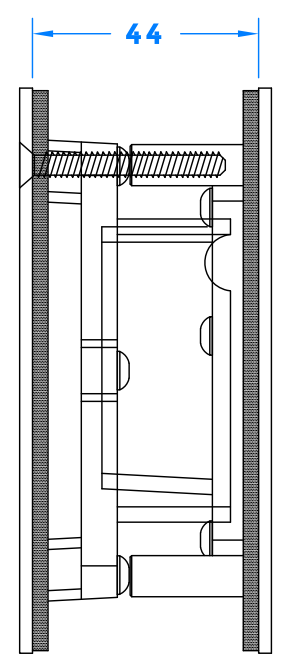


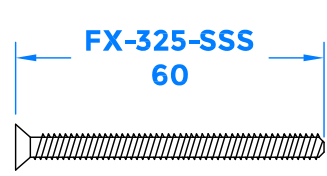
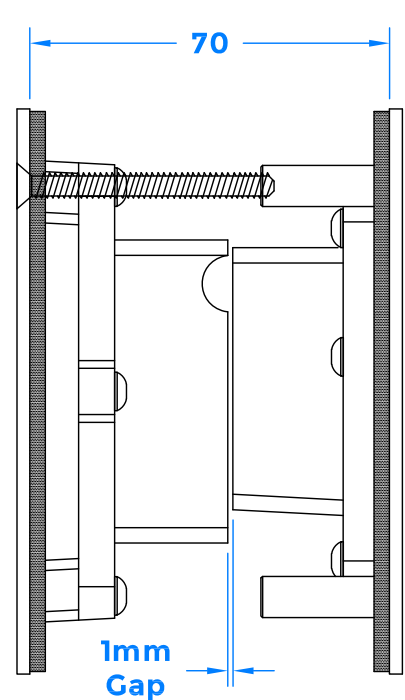
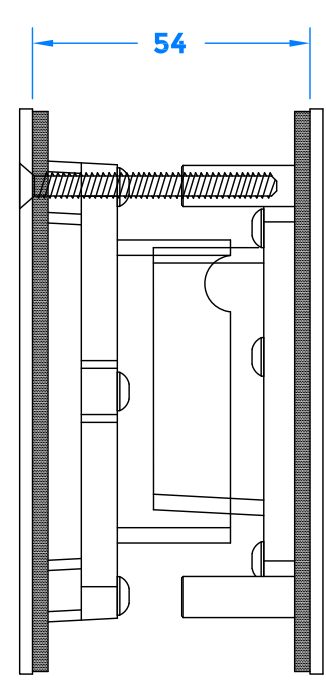
Drawing Revision History		
Revision	Description / Change	Date
A	Release	24/2/2023



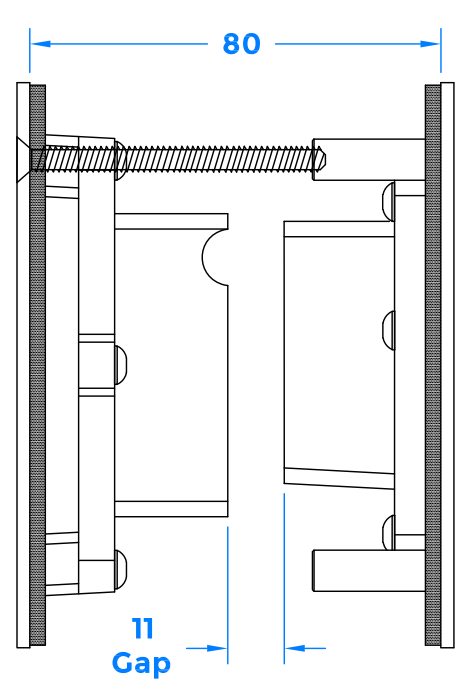
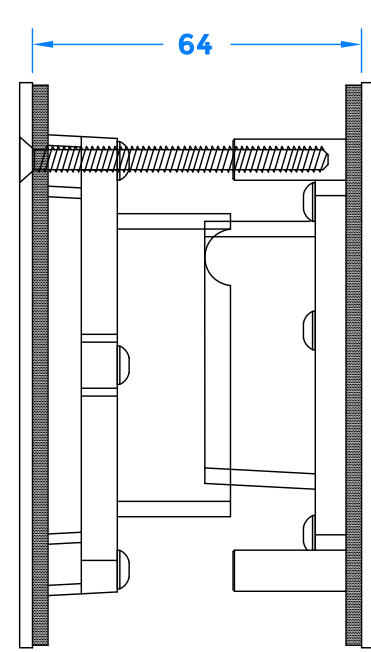
40mm M/S Screw will suit door thickness of between 44mm & 60mm



50mm M/S Screw will suit door thickness of between 54mm & 70mm

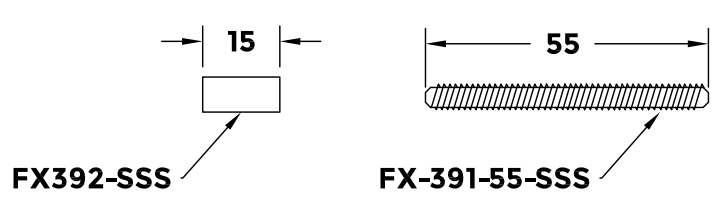


60mm M/S Screw will suit door thickness of between 64mm & 80mm



NOTE: Gap between telescopic plastics will begin to happen at 69mm door thickness!

To achieve a door thickness of above 80mm you can use the extension kit as shown below.





coastal-group.com
Shaping the future

COASTAL

Part Number / Drawing Title:
LP400 Letter Plate Door Thickness Guide

Product Range:
Door Furniture

Material: 316 Stainless Steel

Additional Info:

Date Drawn: 24/02/2023

Drawn By: Philip Walklett

Part Number: LP400

File Name: LP400.dwg

Revision: A

Drawing Scale: Not to Scale

Sheet Number: 1 of 1

THIRD ANGLE PROJECTION

This drawing and specification are the property of Coastal Specialist Ironmongery Ltd. they are issued in strict confidence and shall not be reproduced, copied or used without written permission. ESOE - All dimensions are specified in mm.