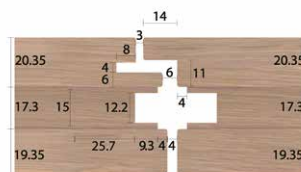


CASEMENT WINDOW HARDWARE


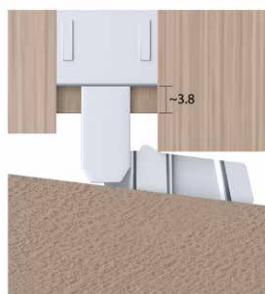
TRITUS PAIR OF SASHES

Tritus Pair of Sashes Information



Bolt Required	Sash Height
FE440	660 - 760mm
FE520	740 - 840mm
FE0600	820 - 920mm
FE0720	820 - 920mm
FE0820	920 - 1020mm
FE0920	1020 - 1120mm
FE1020	1120 - 1220mm
FE1120	1220 - 1320mm
FE1220	1320 - 1420mm
FE1320	1420 - 1520mm
FE1420	1520 - 1620mm

The chart on the left should be used when fitting the FC4050-SV shootbolt extension set to the FE Ear Type espagnolette bolts. You will need these when manufacturing a Tritus Part Q window.



When producing a pair of sashes, opposing FE Ear Type espagnolette bolts are required with the locking ears removed.

The FC4050-SV shootbolt extension sets should be fitted to the espag bolts to enable locking into the head and cill only as shown on the right hand image above. This allows both windows to be operated by a handle and removes the need for a finger bolt in the slave sash.



COASTAL

Shaping the future.