



# ERA LOCKING NIGHTLATCH

Product Code: DLN60

LIT-DC-DLN60



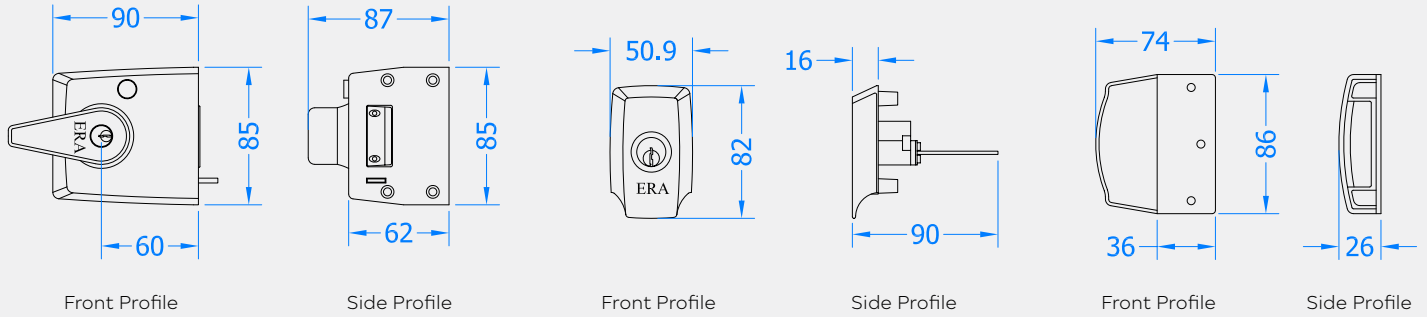
## *Night Latch Range*

- High security nightlatch
- Nightlatch conforms to BS3621
- Meets requirements of insurance companies and the police
- High security integral cylinderpull protects the cylinder from being drilled
- Automatic deadlocking prevents the extended bolt from being retracted by a credit card
- Lockable inside handle for extra security
- Only suitable for inward opening doors



# COASTAL

*Shaping the future.*



Visit [www.coastal-group.com](http://www.coastal-group.com) for CAD drawings


FINISHES:



**SC**  
Satin Chrome



**CP**  
Polished Chrome



**BP**  
Polished Brass

PART NUMBER	PRODUCT DESCRIPTION	FINISH	UNITS
DLN60-SC	60mm Double locking nightlatch	<b>SC</b>	Each
DLN60-CP	60mm Double locking nightlatch	<b>CP</b>	Each
DLN60-BP	60mm Double locking nightlatch	<b>BP</b>	Each



**COASTAL**

*Shaping the future.*