


3D CONCEALED ADJUSTABLE HINGE

Product Code: CH1130

LIT-DC-CH1130



304 Grade Stainless Steel Hardware Range

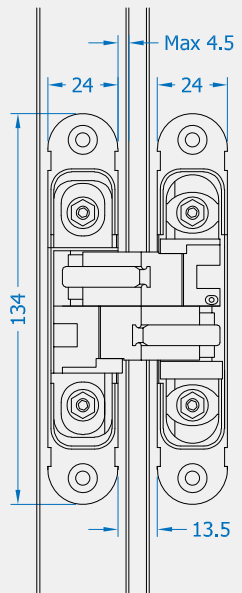
- 3D concealed adjustable hinge
- Used on flush-faced, unrebated doors
- Recesses into door and frame so hinge cannot be seen when door is closed
- 3-way adjustment
- Adjustment screws concealed by cover plates
- Enables door to open to approx 180 degrees
- CH1130 Fire resistant to 30min



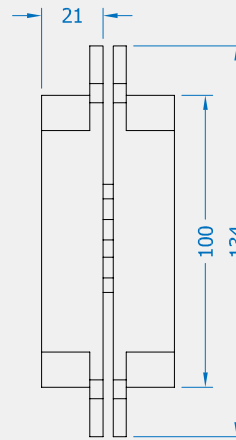
COASTAL

Shaping the future.

Front Profile



Side Profile



Visit www.coastal-group.com for CAD drawings

FINISHES:



SC

Satin Chrome

PART NUMBER	PRODUCT DESCRIPTION	FINISH	UNITS
CH1130-SC	134 x 24mm 3D Concealed hinge	SC	Each

Weight capacity

Sash width 850mm, up to 2100mm high

40kg using 2 hinges

60kg using 3 hinges

Sash width 850mm, over 2100mm high

60kg using 4 hinges



COASTAL

Shaping the future.