

LIFT & SLIDE HANDLES, SQUARE LEVER / FLUSH PULL SET

Product Code: LS124MD

LIT-DC-LS124MD



Door Hardware Range

- Stylish modern design lift and slide handle
- Set includes an internal lever handle and an external flush pull
- Manufactured from solid brass
- If a lever handle is required internally and externally (back-to-back fix) then order two handle sets plus a LS100FIX fixing kit
- If only fitting the internal lever handle then the LS1120-RN-SB rivet nut inserts are required (often used for instances where the sliding door leaves overlap like on Schemes E and L)

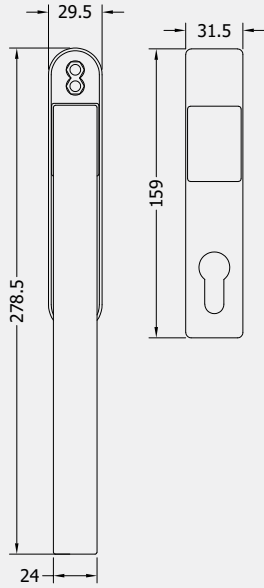


COASTAL

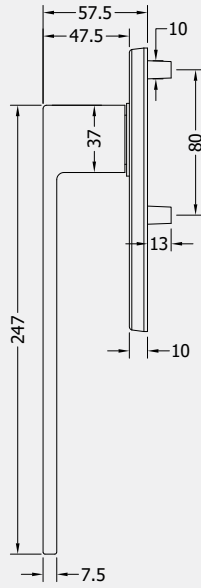
Shaping the future.

LIFT & SLIDE HANDLES, SQUARE LEVER / FLUSH PULL SET

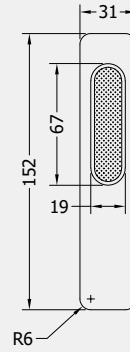
Front View



Side View



Flush Pull Front View Side View



Visit www.coastal-group.com for CAD drawings

FINISHES:



SC
Satin Chrome



PC
Polished Chrome

PART NUMBER	PRODUCT DESCRIPTION	FINISH	UNITS
LS124MD-SC	Internal lever & external flush pull	SC	Set
LS124MD-PC	Internal lever & external flush pull	PC	Set



COASTAL

Shaping the future.