

# BLU RANGE

## RADIUSED END DOOR FLUSH PULLS

Product Code: FP120/150

LIT-DC-FP120/150



### *316 Marine Grade Stainless Steel Hardware Range*

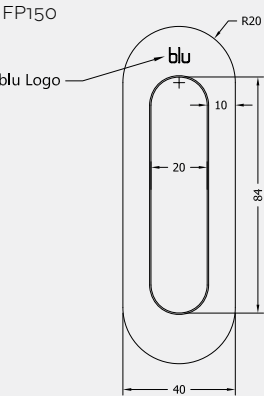
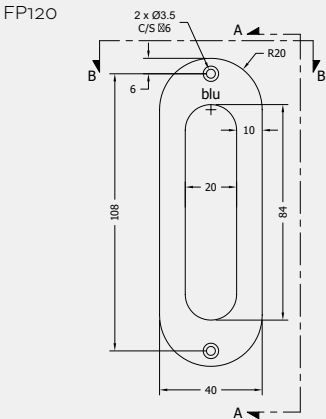
- Flush pull for straight sliding and folding sliding doors
- FP120-SSS, FP150 and FP160 are all manufactured from 316 Marine Grade Stainless Steel
- FP120-PSS are manufactured from 304 stainless steel
- FP160 version more suited to aluminium doors



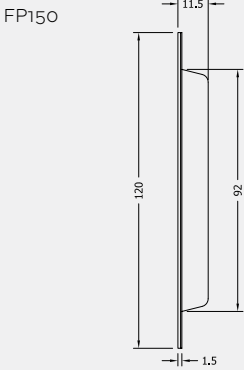
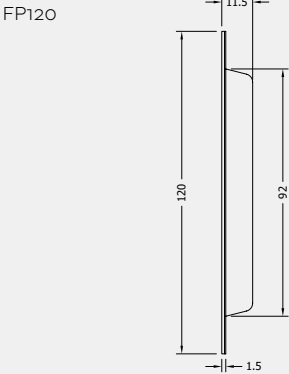
# COASTAL

*Shaping the future.*

Front Profile



Side Profile



Visit [www.coastal-group.com](http://www.coastal-group.com) for CAD drawings

FINISHES:



**SSS**  
Satin Stainless Steel

PART NUMBER	PRODUCT DESCRIPTION	FINISH	UNITS
FP120-SSS	120 x 40mm screw fix	<b>SSS</b>	Each
FP150-SSS	120 x 40mm glue fix	<b>SSS</b>	Each



**COASTAL**

*Shaping the future.*